



NYP Led Performing Provider System
The 3rd meeting of the Project Advisory Committee [PAC]
Monday, November 24, 2014
9:30 a.m.-11:30 a.m.

AGENDA

- 1. Recap and housekeeping**
- 2. Attribution overview**
- 3. Report-out from Primary Care Working Group**
- 4. Discussion: ED Care Triage project**
- 5. Next steps**

Next PAC meeting: Monday Dec 15th 9:30am – 11:30am

530 W 166th Street, 6th Floor

**AMAZING
THINGS
ARE
HAPPENING
HERE**

DSRIP ED Care Triage of At-Risk Patients

PAC Meeting (11/24/14)

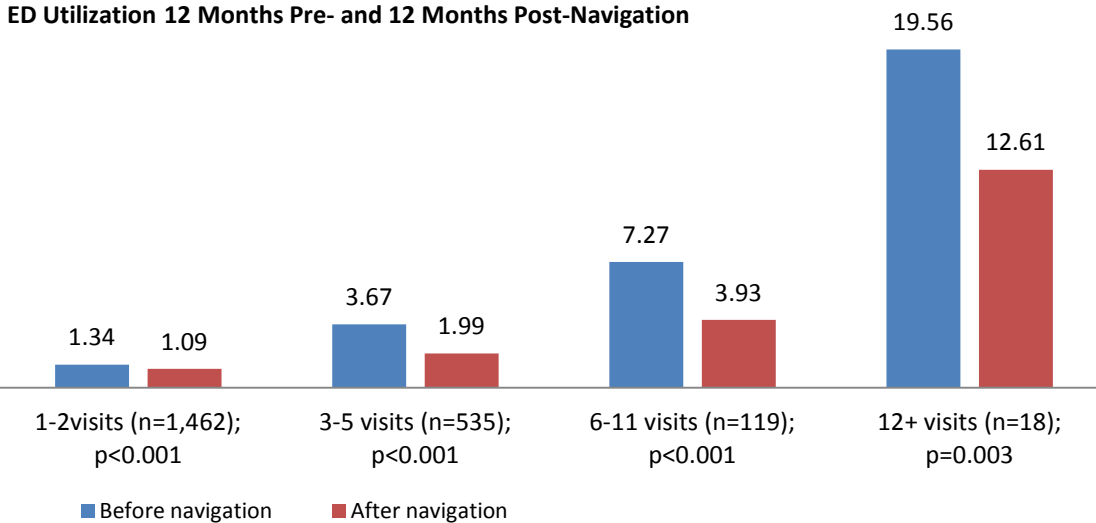
Patient Navigation Program

- Goal: support, educate and empower patients to effectively navigate the healthcare system and receive the care they need
- Target patients with no current PCP connectivity or no insurance.
 - Link them to financial/insurance assistance
 - Connect them to relevant community based resources
 - Assist in making appointments, appointment reminders and follow-up to ensure care accessed

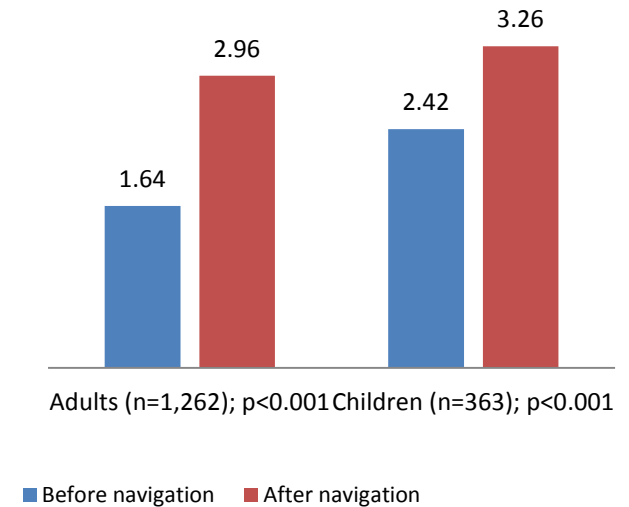
Patient Navigation Experience at CUMC/Allen/MSCHONY

Program started in 2009 and currently has 18 patient navigators trained in a CHW model with focus on cultural competency and access to community resources

ED Utilization 12 Months Pre- and 12 Months Post-Navigation



ACN Visits 12 Months Pre- and 12 Months Post-Navigation



Source: data from Patricia Peretz (PN program director)

2.b.iii ED Care Triage for At-Risk Populations

- Expansion of patient navigator program to Weill Cornell and Lower Manhattan
- Increase coverage to 24/7
- PN engages high risk patients at triage
- Form relationship with community PCPs with a focus on those that are PCMHs and those who have ability for open access scheduling

Goals

- Increase (2-way) connectivity between outpatient providers and emergency department care (documentation, scheduling)
- Improve patient follow-up with their existing providers and/or assist patients in connecting with a primary care provider

PAC Feedback

- Suggestions regarding ED DSRIP patient navigation program
- Collaborators

**AMAZING
THINGS
ARE
HAPPENING
HERE**

NYP PAC

**November 24, 2014
Attribution Updates**

NYS Attribution Updates

Update	What that means/meant for NYP PPS?
<p>November 14: NYS releases 3rd round of attribution</p>	<ul style="list-style-type: none">• NYP PPS now represents ~80,000 lives; 99% of which are Manhattan-based
<p>Helgerson (11/19): PPSs must have at least 1,000 lives attributed within a county AND must represent at least 5% of that county</p>	<ul style="list-style-type: none">• NYP PPS will likely focus solely on Manhattan

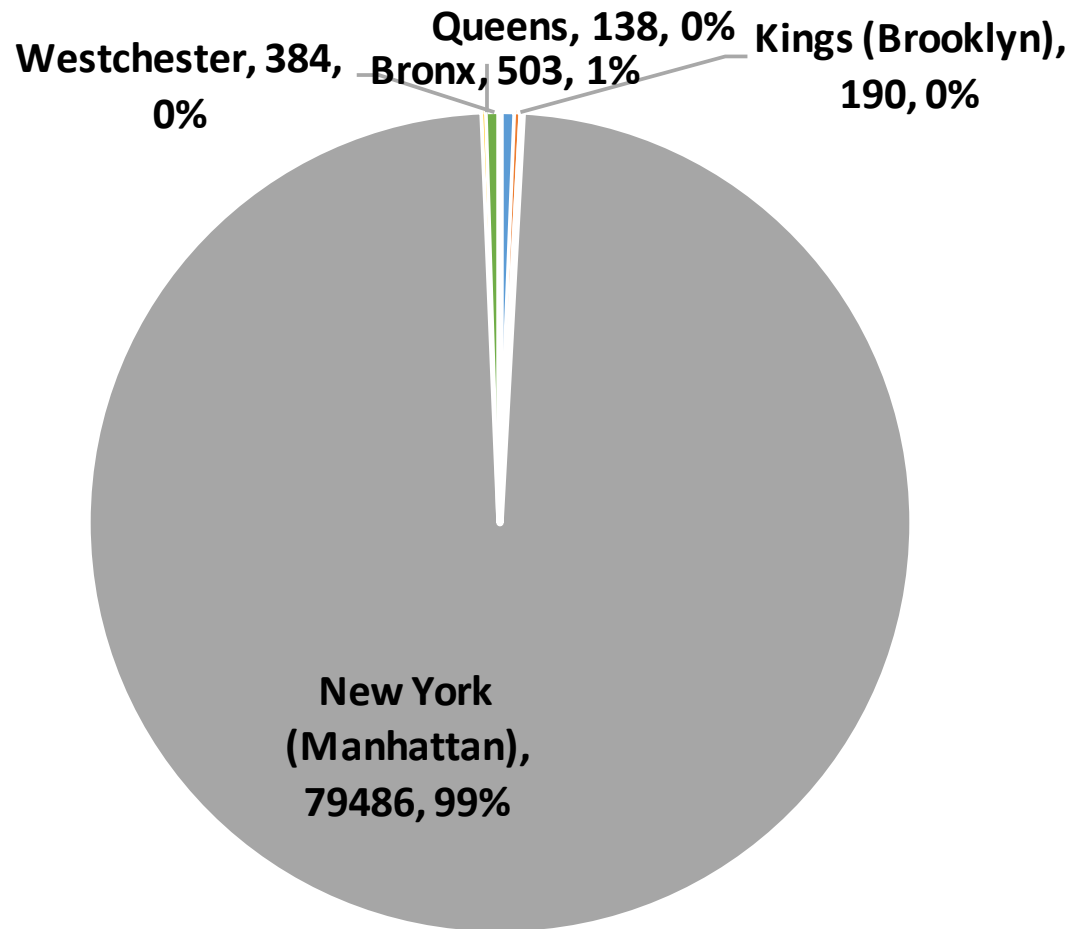
NYS Attribution Progress

Attribution Run Date	Round 1 10/14/14	Round 2 10/27/14	Round 3 11/14/14	Change from Round 2 to Round 3
Low utilizing Medicaid members	534,704	535,540	536,264	724
Non utilizing Medicaid members	1,124,054	921,628	921,929	301
Utilizing Medicaid members, Attributed Outside Network Loyalty (single PPS counties)	316,964	313,133	308,297	(4836)
Utilizing Medicaid Members, Attributed through loyalty	2,655,552	3,559,103	3,691,635	132,532
Non-Attributed Members	1,709,44	1,038,877	912,371	(126,506)
Grand Total	6,340,678	6,368,281	6,370,496	2215

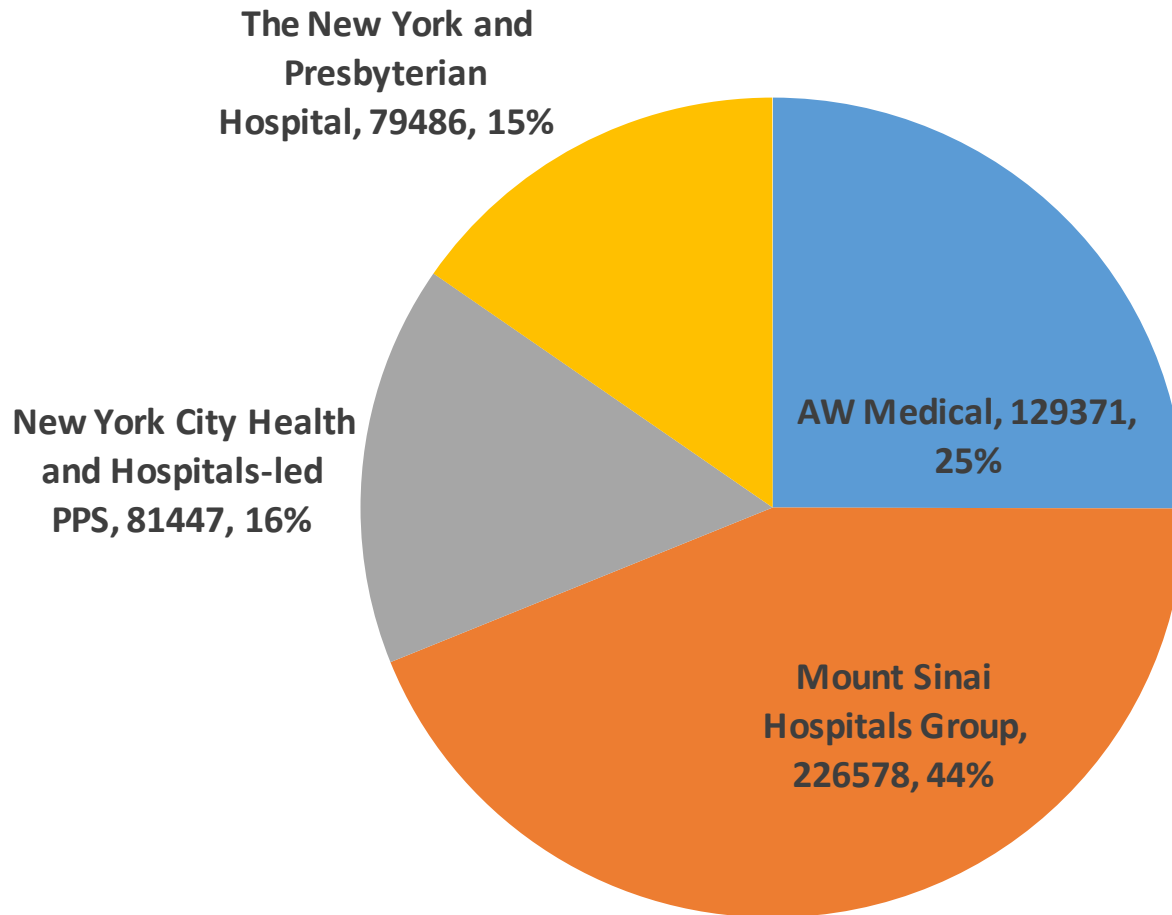
NYS Attribution Round III

NYC, LI or ROS?	PPS	Developmental		Behavioral	Other	Attributed	Grand Total
		Disabilities	Long Term Care	Health		Outside Loyalty	
New York City	AW Medical	125	2,693	12,265	442,108		457,191
	Mount Sinai Hospitals Group	2,573	9,121	35,671	342,809		390,174
	Maimonides Medical Center	1,763	5,341	19,246	357,770		384,120
	New York City Health and Hospitals-led PPS	3,545	3,105	30,307	286,531		323,488
	St. Barnabas Hospital (dba SBH Health System)	416	5,261	20,797	239,560		266,034
	Bronx-Lebanon Hospital Center	119	4,505	10,966	83,957		99,547
	The Jamaica Hospital	470	1,219	8,029	77,846		87,564
	The New York and Presbyterian Hospital	42	579	4,757	75,323		80,701
	Lutheran Medical Center	409	830	3,454	67,962		72,655
	Richmond Univ Med Center & Staten Island Univ Hosp	1,273	3,380	5,425	61,942		72,020
The New York Hospital Medical Center of Queens	24	4,245	1,269	34,634		40,172	
Long Island	Stony Brook University Hospital	320	6,614	9,318	49,751	145,940	211,943
	Long Island Jewish Medical Center	2,562	2,074	4,084	89,106		97,826
	Catholic Health Services of Long Island	36	2,926	3,613	80,384		86,959
	Nassau University Medical Center	255	4,543	5,162	54,223		64,183
Rest of State	Finger Lakes PPS	2,140	7,657	24,605	178,980	43,963	257,345
	Erie County Medical Center Corporation	9,989	7,177	18,766	156,643		192,575
	CNY DSRIP Performing Provider System	672	4,105	12,269	75,378	53,974	146,398
	Montefiore Medical Center	428	6,470	13,886	87,974		108,758
	Westchester Medical Center	1,930	2,521	10,229	84,046		98,726
	United Health Services Hospitals, Inc	841	2,491	6,284	54,381	27,661	91,658
	Ellis Hospital	1,277	2,496	11,562	67,395	4,965	87,695
	Adirondack Health Institute	685	2,224	5,868	46,567	17,804	73,148
	Albany Medical Center Hospital	2,411	1,856	5,346	46,761	6,635	63,009
	Catholic Medical Partners-Accountable Care IPA INC	74	1,574	5,221	40,459		47,328
	Mary Imogene Bassett Hospital	423	742	2,063	32,239	2,378	37,845
	Samaritan Medical Center	459	785	3,007	21,219	4,977	30,447
	Refuah Health Center	146	147	919	29,211		30,423
Grand Total		35,407	96,681	294,388	3,265,159	308,297	3,999,932

NYP Attribution (by Geography)



Manhattan Attribution (By PPS)



NYS Attribution Timeline

NYP Is working on adding to the network in preparation for the fourth round of initial attribution

