

AMAZING
THINGS
ARE
HAPPENING
HERE

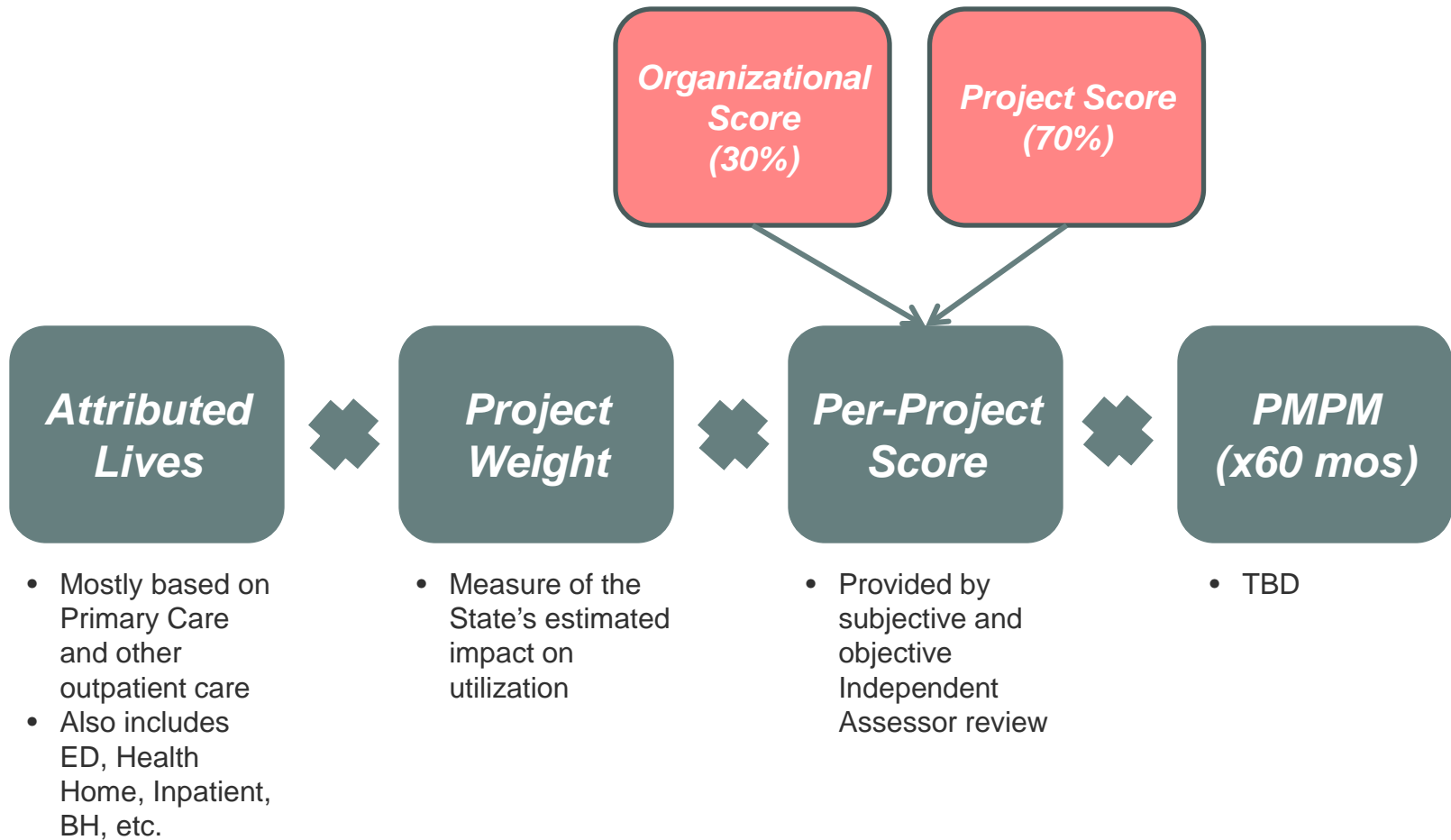
DSRIP Funds Flow

March 29, 2016

Agenda

- **NYS Evolving PPS Valuation**
 - **Waiver Funds**
 - **Safety Net Equity Funds**
 - **High-Performance Funds**
- **NYP PPS Anticipated Receipts**
- **NYP PPS Funds Flow**
- **NYS CRFP Awards**

Initial DSRIP Funding Methodology



NYP Project Scores & Initial Maximum Value

		TOTALS			\$ 24,440,007	\$ 122,200,033
Project	Project Name	Index Score	Weighted Score	Maximum Annual Value	Maximum 5 Year Value	
2.a.i	Integrated Delivery System	0.93	90.25	\$ 3,946,119	\$ 19,730,597	
2.b.iii	ED care triage for at-risk populations	0.72	90.76	\$ 3,047,313	\$ 15,236,566	
2.b.iv	Care transitions intervention model to reduce 30-day readmissions for chronic health conditions	0.72	84.12	\$ 2,824,279	\$ 14,121,393	
2.b.i	Ambulatory ICUs	0.60	99.16	\$ 2,787,156	\$ 13,935,781	
3.a.i	Integration of primary care and behavioral health services	0.65	80.92	\$ 2,464,142	\$ 12,320,708	
3.a.ii	Behavioral health community crisis stabilization services	0.62	84.72	\$ 2,447,585	\$ 12,237,923	
3.e.i	Comprehensive strategy to decrease HIV/AIDS transmission to reduce avoidable hospitalizations - development of Center of Excellence for mgmt of HIV/AIDS	0.47	99.46	\$ 2,174,522	\$ 10,872,609	
3.g.i	Integration of palliative care into the PCMH Model	0.37	88.61	\$ 1,522,056	\$ 7,610,278	
4.b.i	Promote tobacco cessation	0.38	97.52	\$ 1,751,267	\$ 8,756,336	
4.c.i	Decrease HIV morbidity	0.32	99.46	\$ 1,475,568	\$ 7,377,842	

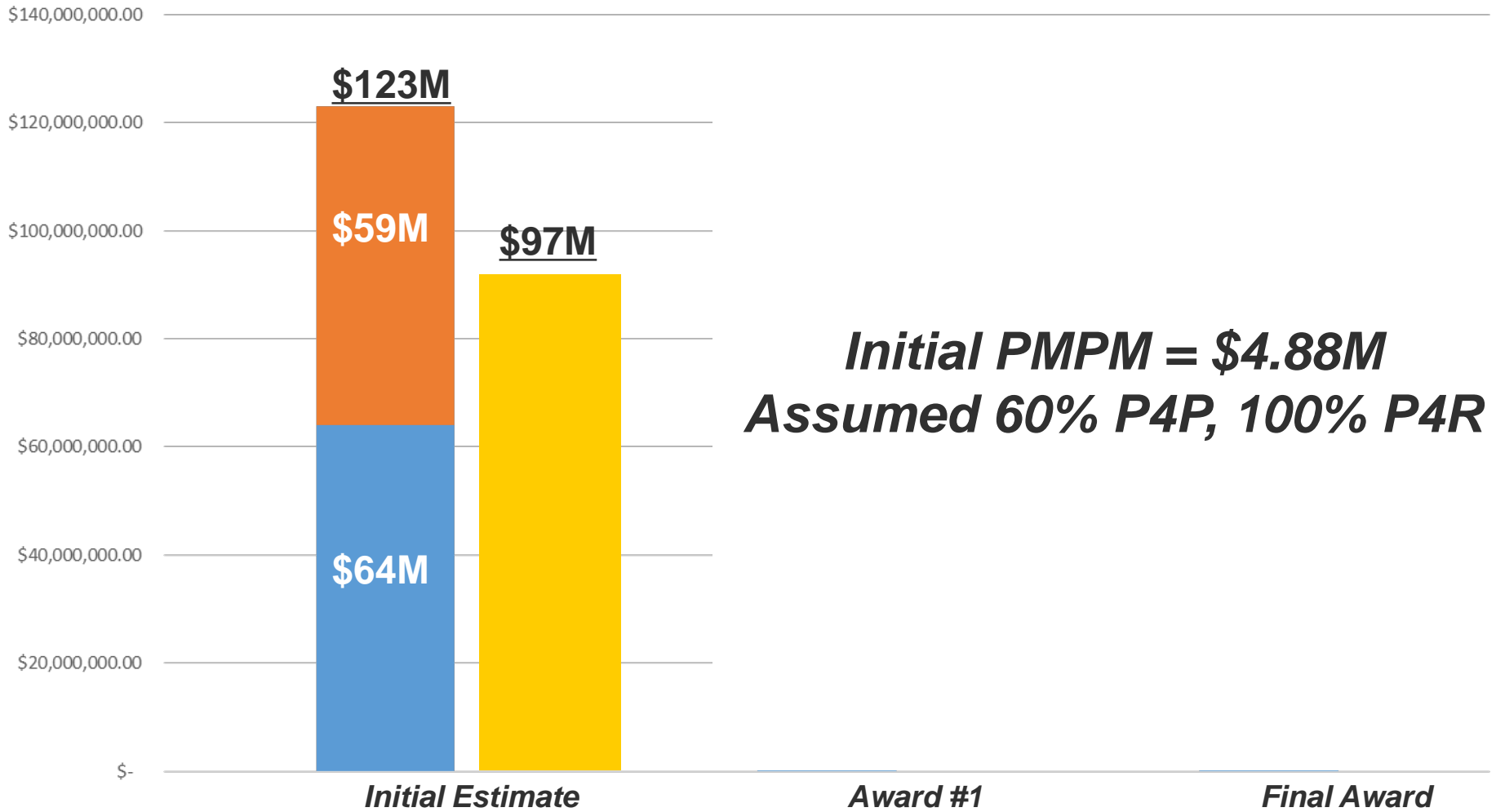
Initial PMPM = \$4.88

NYS Distribution of DSRIP Waiver Funds

Domain	Payment	Annual Funding Percentages*				
		DY1	DY2	DY3	DY4	DY5
Domain 1 (Project Process Milestones)	P4R	80%	60%	40%	20%	0%
Domain 2 (System Transformation and Financial Stability Milestones)	P4P	0%	0%	20%	35%	50%
	P4R	10%	10%	5%	5%	5%
Domain 3 (Clinical Improvement Milestones)	P4P	0%	15%	25%	30%	35%
	P4R	5%	10%	5%	5%	5%
Domain 4 (Population Health Outcomes)	P4R	5%	5%	5%	5%	5%

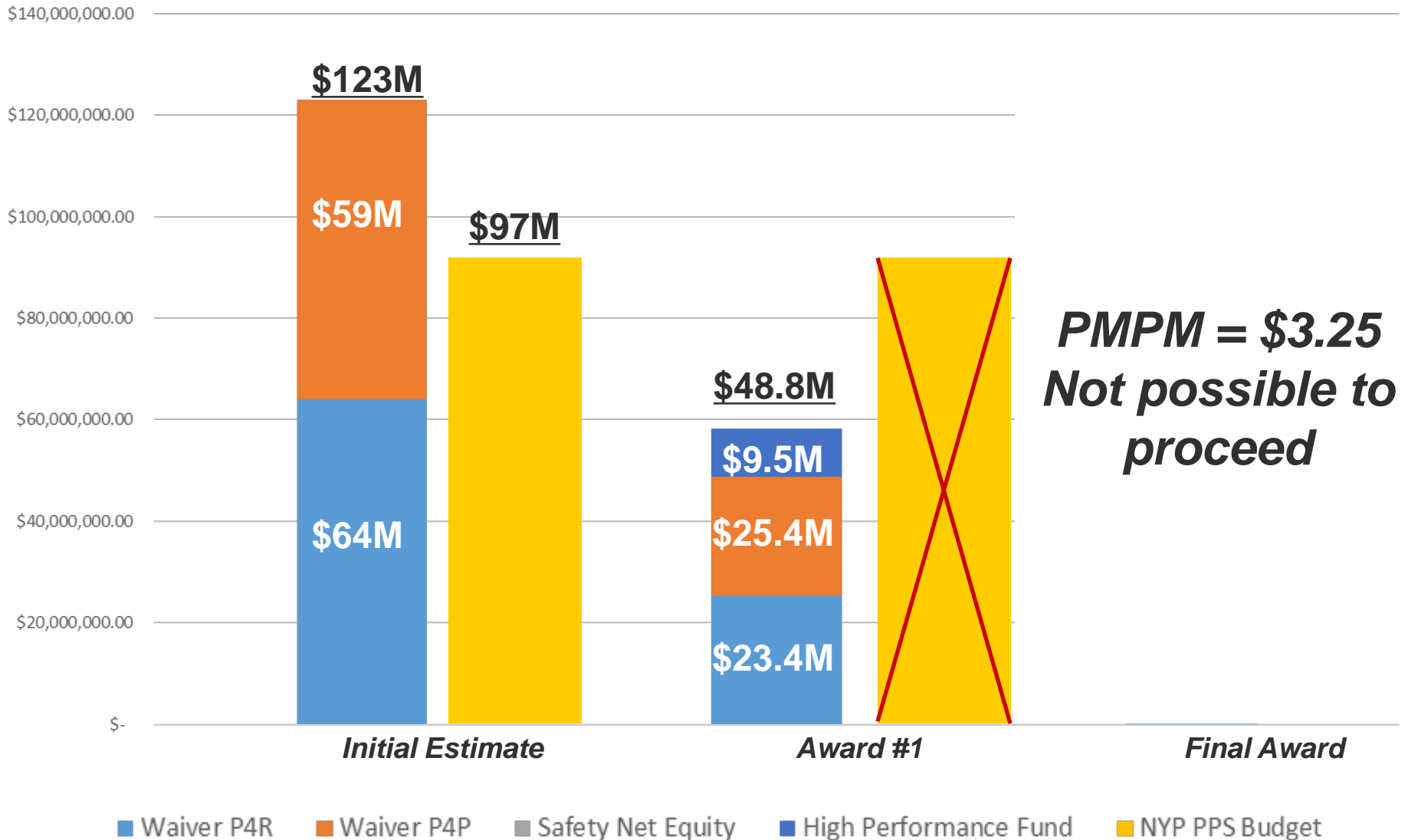
Initial Split: 52% P4R, 48% P4P

PPS Revenue Evolution: Initial Estimate



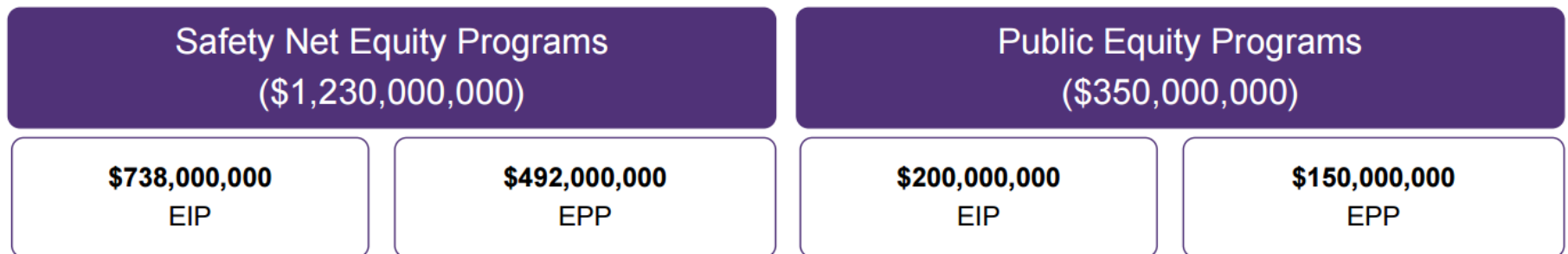
■ Waiver P4R ■ Waiver P4P ■ Safety Net Equity ■ High Performance Fund ■ NYP PPS Budget

PPS Revenue Evolution: Award Letter #1



NYS Addition of “Safety Net Equity Funds”

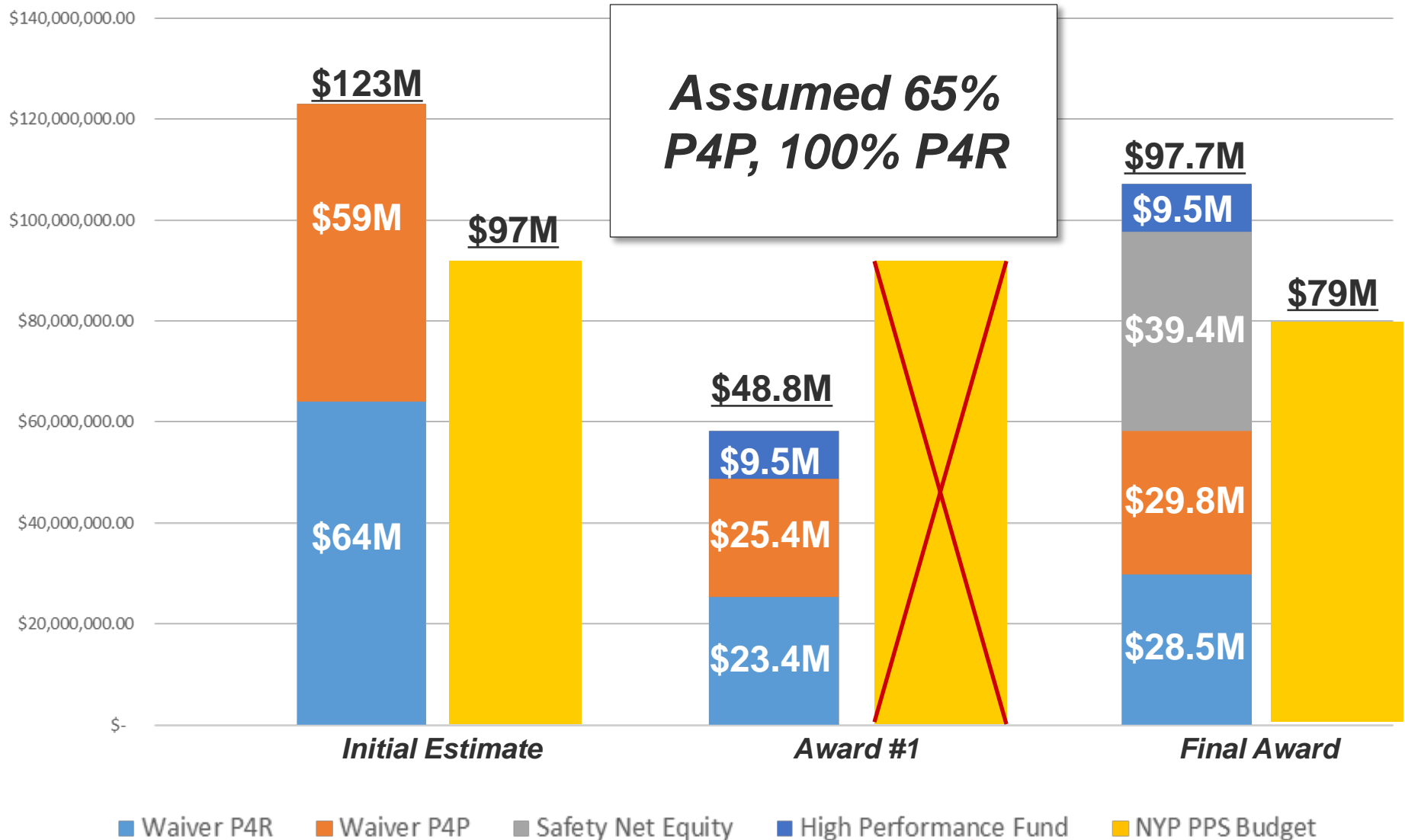
- As DSRIP valuation was finalized, it became apparent that inequity exists between SN PPSs pursuing project 2.d.i and SN PPS who are not approved for project 2.d.i., as well as in some Public PPSs
- To mitigate these inequities, the Equity Programs were created. They contain an additional \$1.23 billion in potential performance payments to safety net leads not approved for project 2.d.i.
- EIP is paid out to PPSs for participating in select DSRIP activities, while the EPP is based on a subset of DSRIP performance metrics



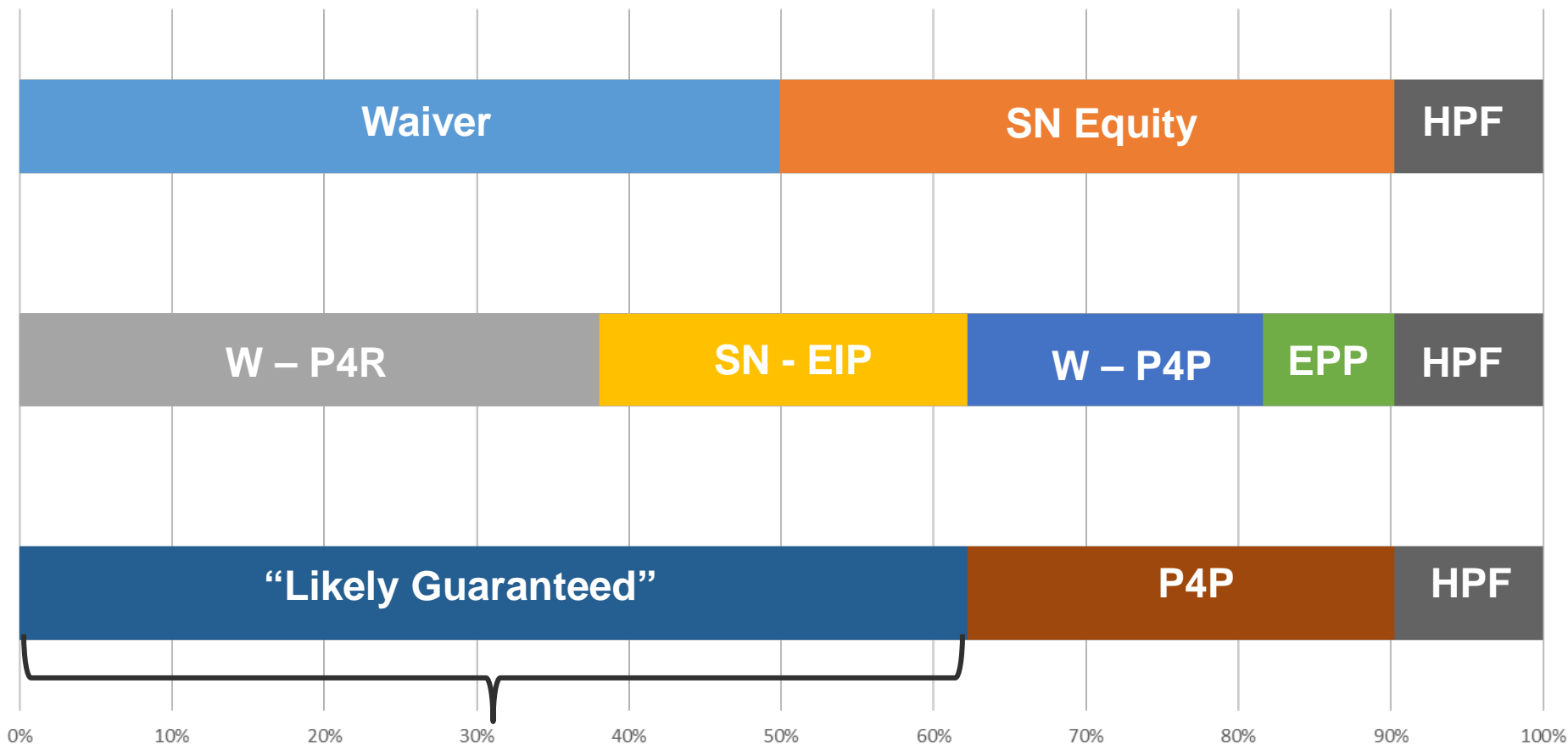
NYS Final 5-Year Max PPS Valuation

PPS	Project Valuation	High Performance Program (3%)	Additional HP Program	Equity – Quality Improvement Program (E QIP)	Equity – Performance Improvement Program (E PIP)	Total Valuation
New York City Health and Hospitals-led PPS	\$1,169,695,304	\$13,408,356	\$32,062,065	\$ -	\$ -	\$1,215,165,724
Advocate Community Providers	\$339,893,561	\$38,287,186	\$30,517,445	\$174,804,392	\$116,536,261	\$700,038,844
Finger Lakes PPS	\$533,867,539	\$17,573,436	\$14,007,202	\$ -	\$ -	\$565,448,177
Nassau Queens Performing Provider System, LLC	\$447,293,833	\$8,255,318	\$19,740,118	\$34,347,048	\$25,760,286	\$535,396,603
Maimonides Medical Center	\$219,214,536	\$26,970,632	\$21,497,395	\$132,814,132	\$88,542,755	\$489,039,450
Mount Sinai Hospitals Group	\$138,789,348	\$21,944,502	\$17,491,234	\$127,005,338	\$84,670,226	\$389,900,648
St. Barnabas Hospital (dba SBH Health System)	\$170,067,148	\$21,219,444	\$16,913,314	\$105,642,873	\$70,428,582	\$384,271,362
New York Care Collaborative (CNYCC aka CNY)	\$158,402,178	\$3,695,521	\$8,836,732	\$86,911,728	\$65,183,796	\$323,029,955
Stony Brook University Hospital	\$181,115,320	\$4,200,998	\$10,045,427	\$58,971,622	\$44,228,717	\$298,562,084
Westchester Medical Center	\$264,185,188	\$2,871,675	\$6,866,752	\$ -	\$ -	\$273,923,615
Alliance for Better Health Care, LLC (Ellis)	\$237,058,615	\$7,330,962	\$5,843,267	\$ -	\$ -	\$250,232,844
Montefiore Hudson Valley Collaborative	\$123,099,494	\$13,595,859	\$10,836,807	\$60,923,394	\$40,615,596	\$249,071,149
Millennium Collaborative Care (ECMC)	\$191,461,931	\$5,001,472	\$11,959,522	\$19,769,602	\$14,827,201	\$243,019,729
Southern Tier Rural Integrated PPS (United)	\$213,618,544	\$6,077,532	\$4,844,199	\$ -	\$ -	\$224,540,275
Staten Island Performing Provider System, LLC	\$208,954,006	\$4,526,254	\$3,607,726	\$ -	\$ -	\$217,087,986
Adirondack Health Institute	\$178,064,187	\$4,814,128	\$3,837,181	\$ -	\$ -	\$186,715,496
Bronx-Lebanon Hospital Center	\$72,695,724	\$8,443,988	\$6,730,423	\$39,636,387	\$26,424,258	\$153,930,779
Albany Medical Center Hospital	\$133,974,888	\$4,148,794	\$3,306,866	\$ -	\$ -	\$141,430,548
Lutheran Medical Center	\$69,141,892	\$6,899,181	\$5,499,108	\$27,720,214	\$18,480,143	\$127,740,537
The New York and Presbyterian Hospital	\$48,757,912	\$5,328,074	\$4,246,831	\$23,628,005	\$15,752,003	\$97,712,825
Sisters of Charity Hospital aka Community Partners of WNY	\$43,394,151	\$5,062,760	\$4,035,358	\$23,856,680	\$15,904,454	\$92,253,402
Samaritan Medical Center	\$73,818,783	\$2,361,647	\$1,882,391	\$ -	\$ -	\$78,062,821
Mohawk Valley PPS (Bassett)	\$67,388,793	\$2,476,583	\$1,974,002	\$ -	\$ -	\$71,839,378
Refuah Health Center	\$21,485,426	\$2,504,130	\$1,995,959	\$11,789,444	\$7,859,629	\$45,634,589
The New York Hospital Medical Center of Queens	\$11,604,191	\$1,784,890	\$1,422,677	\$10,179,141	\$6,786,094	\$31,776,993

PPS Revenue Evolution: Award Letter #2 (Final)



NYP PPS \$97M “Guarantee Breakdown”



Only ~\$60.8M “likely guaranteed”

EIP Programmatic Description

- EIP payments will be based on the PPS participation in certain activities and the implementation of predetermined key DSRIP initiatives. The initiatives were chosen based on their status as either:
 - Necessary prerequisites to DSRIP project success, and/or
 - High-impact activities that were not included in any DSRIP projects
- DOH will design a simple blueprint for MCOs to capture PPS activity related to the EIP activities
- PPSs will provide the MCOs with evidence of their activities using the DOH established blueprint
 - Once this occurs, MCOs will provide payment to the PPSs on a monthly basis
 - Reporting will occur on a regular (frequency TBD) basis potentially through MAPP; additional guidance will be provided in the near future.



NYP PPS 5-Year Potential Funds Flow

NewYork-Presbyterian PPS
Statement of Operations
Monday, March 28, 2016

	Total	DY1	DY2	DY3	DY4	DY5	Post-DY5
Anticipated Revenue							
DSRIP Waiver (@ 67% P4P)	42,512,986	7,720,655	8,039,461	11,581,543	9,432,644	5,738,685	-
DSRIP Safety Net Equity Funds (@ 67% P4P)	36,607,655	4,725,600	7,876,002	7,702,730	7,356,186	6,836,370	2,110,768
Total Anticipated Revenue	79,120,642	12,446,255	15,915,462	19,284,272	16,788,829	12,575,054	2,110,768
Budgeted Expenses							
Administration & Overhead*	22,443,803	4,269,863	4,376,610	4,486,025	4,598,175	4,713,130	-
Project Implementation Costs - NYPH	47,833,302	9,100,136	9,327,639	9,560,830	9,799,851	10,044,847	-
Project Implementation Costs - PPS Collaborators	8,624,560	1,640,796	1,681,815	1,723,861	1,766,957	1,811,131	-
Total Budgeted Expenses	78,901,665	15,010,794	15,386,064	15,770,715	16,164,983	16,569,108	-
Anticipated Suplus / (Deficit)	218,977	(2,564,539)	529,399	3,513,557	623,846	(3,994,053)	2,110,768
Potential Bonus: Waiver P4P	6,244,926	-	188,926	1,724,164	2,349,867	1,981,970	-
Potential Bonus: Equity Performance Program	2,772,353	-	-	173,272	519,816	1,039,632	1,039,632
Potential Bonus: High-Performance Fund**	9,574,905	-	-	-	-	-	-
Total Potential Bonus	18,592,183	-	188,926	1,897,436	2,869,683	3,021,602	1,039,632

* Investment in collaborator/network technology under "Admin and Overhead."

**High Performance Fund cannot currently be attributed to a DSRIP Year.

Process for Distribution to PPS Network

DSRIP funds will only be distributed to PPS collaborators* who:

1. Have been identified to host DSRIP-funded positions;
2. Are providing a specific service required of a Project;
3. Receive direct/indirect support to on-board to Healthix RHIO**
4. Have contributed to the performance metrics and are eligible to receive bonus funds

PPS is not reimbursing for administrative items (e.g. completing surveys)

**Collaborators must have signed PPS Participation Agreement to be eligible for any PPS funds*

*** Pending CRFP funds availability*

NYP PPS: Collaborator Funds Flow

- **Maximum Reward: \$97M**
- **Budgeted Value: \$79M**
- **Potential Bonus Funds (if P4P achieved): \$18M**

- **Collaborator Flows (\$17.5M):**
 - **CBO-Hosted CHWs and Peers**
 - **Independent MDs transition to PCMH/MU**
 - **All Collaborators on Healthix**
 - **Highly-Connected collaborators on Allscripts Care Director**

**AMAZING
THINGS
ARE
HAPPENING
HERE**

NYS Capital Funding

**Capital Restructuring Financing Program
(CRFP)**

NYS CRFP Overview

In conjunction with, and **to further support the goals** of the Delivery System Reform Payment (“**DSRIP**”) Program, the Capital Restructuring Financing Program (“**CRFP**”) was established pursuant to Section 2825 of the Public Health Law as a new State of New York **grant program** to be **jointly administered by** the Department of Health (“**DOH**”) and the Dormitory Authority of the State of New York (“**DASNY**”). A total of **\$1.2 billion** is expected to be available over the next six years **for capital projects** that will enhance the quality, financial viability and efficiency of the health care delivery system in New York State (the “**State**”) by **transforming the system** into a more rational patient-centered care system that **promotes population health** and improved well-being for all New Yorkers.

NYS CRFP Timeline

Milestone	Date
RFA (v1) Release Date	11/18/2014
RFA (v1) Application Due Date	12/22/2014
RFA (v1) Disqualification Letters Distributed	6/29/2015
RFA (v2) Request for Re-Application Release Date	8/11/2015
RFA (v2) Application Due Date	9/1/2015
RFA (v2) Application Notification Date	3/4/2016

NYS CRFP Announcement

- **March 4, 2016 Announcement of CRFP Awardees**
- **162 Projects selected (from 700)**
- **\$1.5 billion in awards identified**
 - **\$672M New York City**
 - **\$230M Mid-Hudson**
 - **\$155M Western New York**
 - **\$112M Long Island**
 - **\$101M Central New York**
 - **\$96M Finger Lakes Region**
 - **\$74M Southern Tier**
 - **\$55M North County**
 - **\$40M Mohawk Valley**
 - **\$17M Capital Region**

NYP PPS CRFP Submission

Organization	Project Name	Description	Revised Request	Proposed Match %	Proposed Match \$	Funding Sought
ACMH, Inc.		8-bed crisis respite unit in Upper Manhattan for primary psych	\$ 3,235,872	31%	\$ 1,000,000	\$ 2,235,872
ASCNYC		Build Peer Training Center to train CHWs to serve PPS	\$ 600,000	50%	\$ 300,000	\$ 300,000
Community Healthcare Network		10k sf primary care clinic (Upper Manhattan)	\$ 3,061,000	50%	\$ 1,530,500	\$ 1,530,500
Community Healthcare Network		10k sf primary care clinic (LES)	\$ 3,061,000	50%	\$ 1,530,500	\$ 1,530,500
Harlem United/Upper Room AIDS Ministry		Clinic renovation/expansion @ West 124th	\$ 1,522,865	50%	\$ 761,433	\$ 761,433
Harlem United/Upper Room AIDS Ministry		IT infrastructure to support care management	\$ 330,862	50%	\$ 165,431	\$ 165,431
The Hebrew Home at Riverdale		EarlySense bed technology	\$ 400,000	25%	\$ 100,000	\$ 300,000
Isabella		16-bed Hospice inpatient unit operated by MJHS	\$ 6,458,382	25%	\$ 1,589,065	\$ 4,869,317
Methodist Home for Nursing and Rehab		Conversion of 40 beds from general purpose to acute step-down plus 14-bed dialysis unit and enhanced ancillaries, including telemedicine	\$ 5,800,000	52%	\$ 3,000,000	\$ 2,800,000
St. Mary's Center Inc.		Clinic renovation @ West 126th to add Art 28, 31 and 32 capacity	\$ 818,268	60%	\$ 490,960	\$ 327,308
Network Members			0.530674424 \$ 25,288,249	41%	\$ 10,467,889	\$ 14,820,361
NYP	DSRIP IT Infrastructure	Assets to support DSRIP Program	\$ 6,546,278	50%	\$ 3,273,139	\$ 3,273,139
NYP	ACN Expansion	Renovations/upgrades of ACN and related facilities	\$ 15,818,512	50%	\$ 7,909,256	\$ 7,909,256
			0.469325576 \$ 22,364,790		\$ 11,182,395	\$ 11,182,395
NYP PPS TOTAL			\$ 47,653,039	45%	\$ 21,650,284	\$ 26,002,756

\$47M in total projects; \$26M sought from NYS

NYP PPS Capital Response

Organization	Project Name	Description	Revised Request	Proposed Match %	Proposed Match \$	Funding Sought
Harlem United/Upper Room AIDS Ministry	0	Clinic renovation/expansion @ West 124th	\$ 1,522,865	50%	\$ 761,433	\$ 761,433
Methodist Home for Nursing and Rehab	0	Conversion of 40 beds from general purpose to acute step-down plus 14-bed dialysis unit and enhanced ancillaries, including telemedicine	\$ 5,800,000	52%	\$ 3,000,000	\$ 2,800,000
St. Mary's Center Inc.	0	Clinic renovation @ West 126th to add Art 28, 31 and 32 capacity	\$ 818,268	60%	\$ 490,960	\$ 327,308
Network Members		0.266870568	\$ 8,141,133	52%	\$ 4,252,393	\$ 3,888,741
NYP	DSRIP IT Infrastructure	Assets to support DSRIP Program	\$ 6,546,278	50%	\$ 3,273,139	\$ 3,273,139
NYP	ACN Expansion	Renovations/upgrades of ACN and related facilities	\$ 15,818,512	50%	\$ 7,909,256	\$ 7,909,256
		0.733129432	\$ 22,364,790		\$ 11,182,395	\$ 11,182,395
NYP PPS TOTAL			\$ 30,505,923	51%	\$ 15,434,788	\$ 15,071,136

Awardees must now collaborate with DASNY/DOH to finalize award sub-contracts

**AMAZING
THINGS
ARE
HAPPENING
HERE**

Question and Answer