

Meeting Title:	NYP/Q DSRIP Clinical Integration & Quality Meeting	Meeting Date:	December 13, 2017
Facilitator(s):	A. Simmons & R. Crupi, M.D.	Meeting Time:	3:30pm – 4:30pm
Location:	Call In: (866) 692-4538; 26098085#		

Meeting Purpose:

1. Review clinical quality metric progress & action plans
2. Oversee process of Rapid Cycle Evaluation unit
3. Project Committee progress updates & approve policies & best practices

#	Topic	Responsible Person
1.	Welcome	A. Simmons
2.	Quality Measure PPS Trending	A. Simmons
3.	Clinical Committee Structure & Focus <ul style="list-style-type: none"> • Move to Quality focus 	A. Simmons
4.	PPS Dashboard Development – Progress	A. Simmons
5.	Questions / Next Steps / Adjourn	-

Measure	Month 9 Result	Monthly Target	Variance	Achieved?
↑ Adult Access Preventive (20 - 44)	82.20	84.10	-1.89	✓
↑ Adult Access Preventive (45 - 64)	91.78	91.97	-0.19	✗
↑ Adult Access Preventive (65 and Older)	93.05	95.09	-2.05	✗
↑ Antidepressant Medication Mgmt (Acute)	46.54	51.97	-5.43	✗
↑ Antidepressant Medication Mgmt (Cont)	31.45	38.96	-7.52	✗
↑ Antipsychotic Medication Adherence	65.56	60.92	4.63	✓
↑ Asthma Medication Ratio (5 - 64 Years)	67.31	62.43	4.88	✓
↑ CV Monitoring (CV & Schizophrenia)	73.33	68.58	4.75	✓
↑ Child ADHD Medication F/U (Continuation)	71.43	75.27	-3.85	✗
↑ Child ADHD Medication F/U (Initiation)	56.45	58.97	-2.52	✗
↑ Child Access - Primary Care (12 to 19)	97.25	96.94	0.31	✓
↑ Child Access - Primary Care (12 to 24 Months)	97.76	96.60	1.15	✓
↑ Child Access - Primary Care (25 Months to 6)	95.91	95.79	0.12	✓
↑ Child Access - Primary Care (7 to 11)	98.70	98.47	0.23	✓
↑ Diabetes Monitoring (DM & Schizophrenia)	52.17	69.35	-17.18	✗
↑ Diabetes Screening (Antipsychotic Medication)	77.78	81.76	-3.98	✗
↑ Engagement of Alcohol/Drug Treatment	19.80	18.49	1.31	✓
↑ Follow Up after MH Inpatient (30 Days)	61.29	69.09	-7.79	✗
↑ Follow Up after MH Inpatient (7 Days)	53.23	52.42	0.81	✓
↑ Initiation of Alcohol/Drug Treatment	54.36	47.42	6.94	✓
↑ Medication Mgmt for Asthma (50%)	56.99	56.94	0.05	✓
↑ Medication Mgmt for Asthma (75%)	23.08	30.75	-7.67	✗
↓ PDI 14 - Pediatric Asthma	397.78	359.98	37.80	✗
↓ PDI 90 - Pediatric Composite	480.92	480.59	0.34	✗
↓ PQI 15 - Asthma Younger Adults	126.26	108.41	17.85	✗
↓ PQI 7 - Hypertension	37.42	44.26	-6.84	✓
↓ PQI 8 - Heart Failure Admission Rate	381.65	375.09	6.56	✗
↓ PQI 90 - Overall Composite (Version 2)	1,893.29	1,801.18	92.11	✗
↓ Potentially Avoidable Readmissions	1,316.48	1,139.23	177.24	✗
↓ Potentially Preventable ED Visits	31.55	31.57	-0.02	✓
↓ Potentially Preventable ED Visits (BH)	72.04	87.29	-15.25	✓
↑ Statin Therapy - Received Statin Therapy	80.00	78.57	1.43	✓
↑ Statin Therapy - Statin Adherence 80%	60.94	60.03	0.91	✓

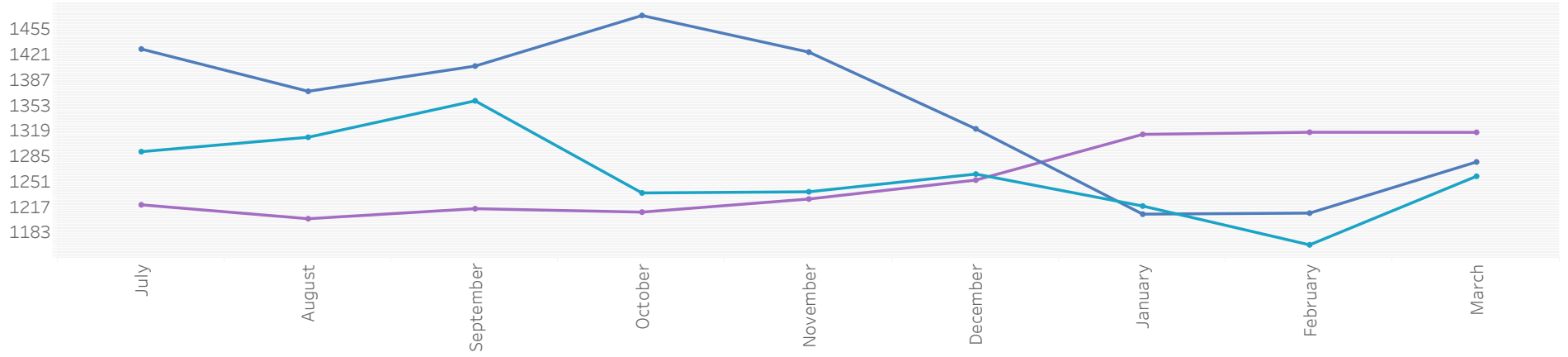
Hospital Measures Dashboard

Measure Names

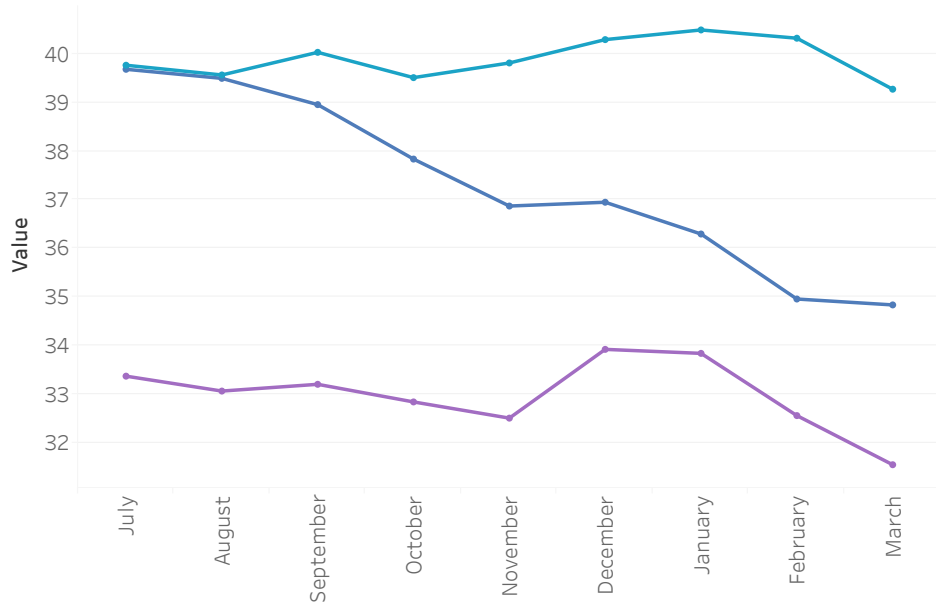
- MY 1
- MY 2
- MY 3



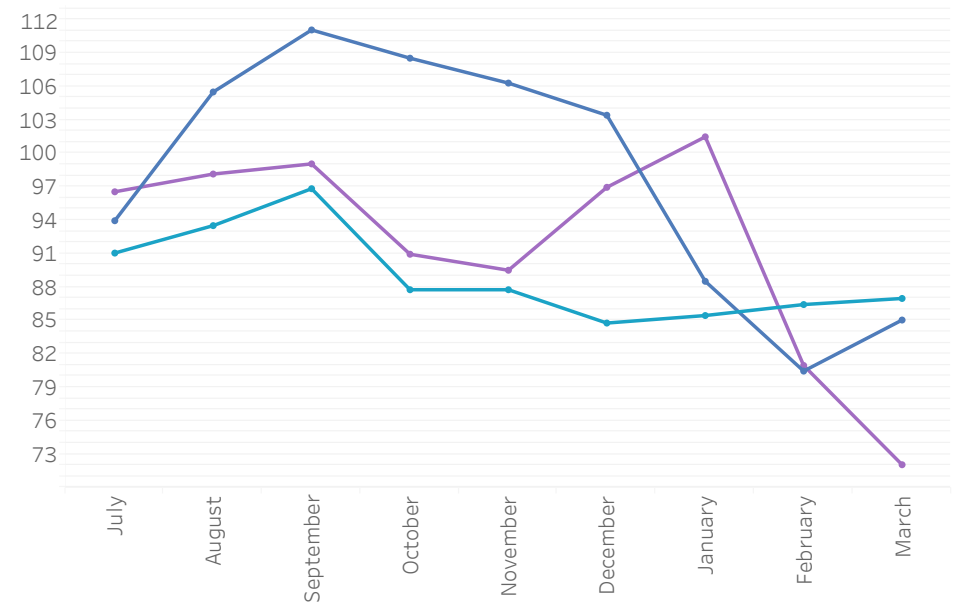
PPR



PPV



PPV BH



Hospital Measure Dashboard

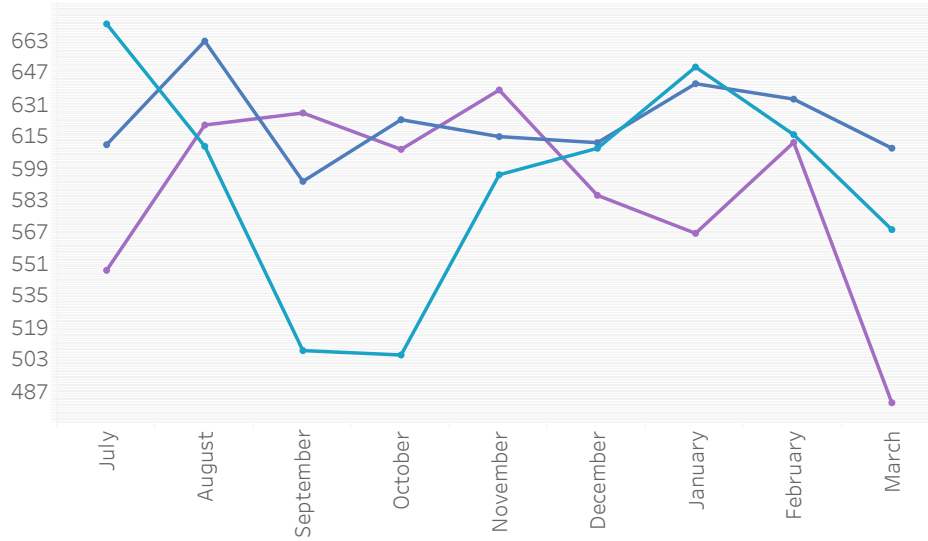
PQIs & PDIs

Measure Names

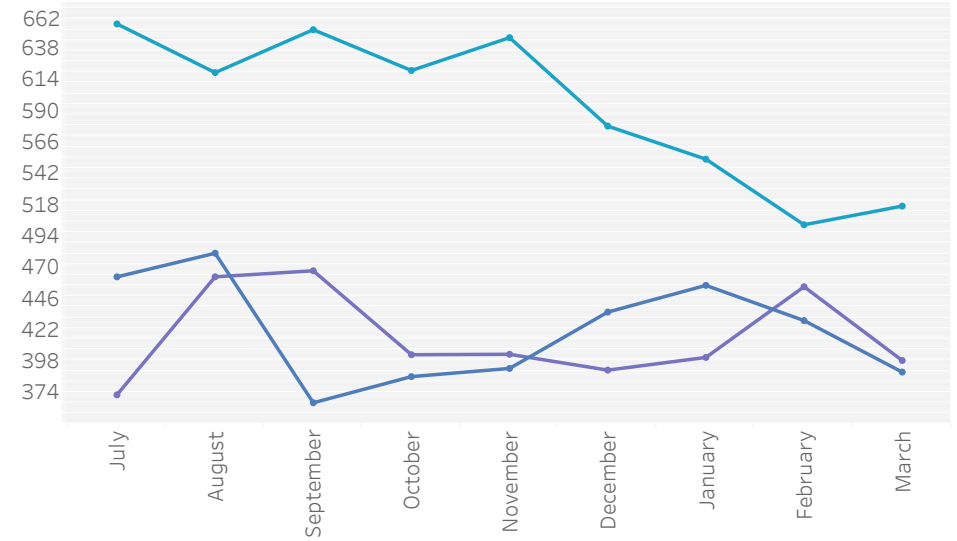
- MY 1
- MY 2
- MY 3



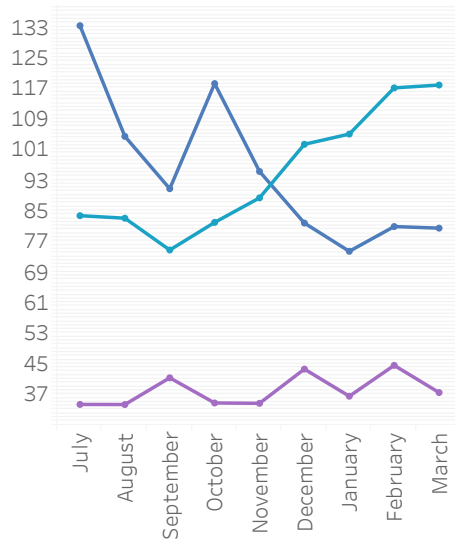
PDI 90 Pediatric Quality Composite



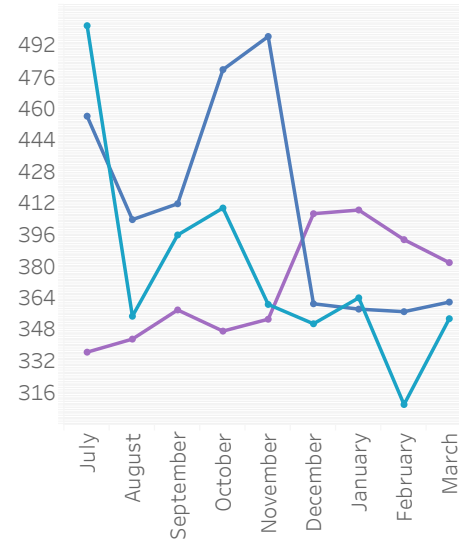
PDI 14 Asthma



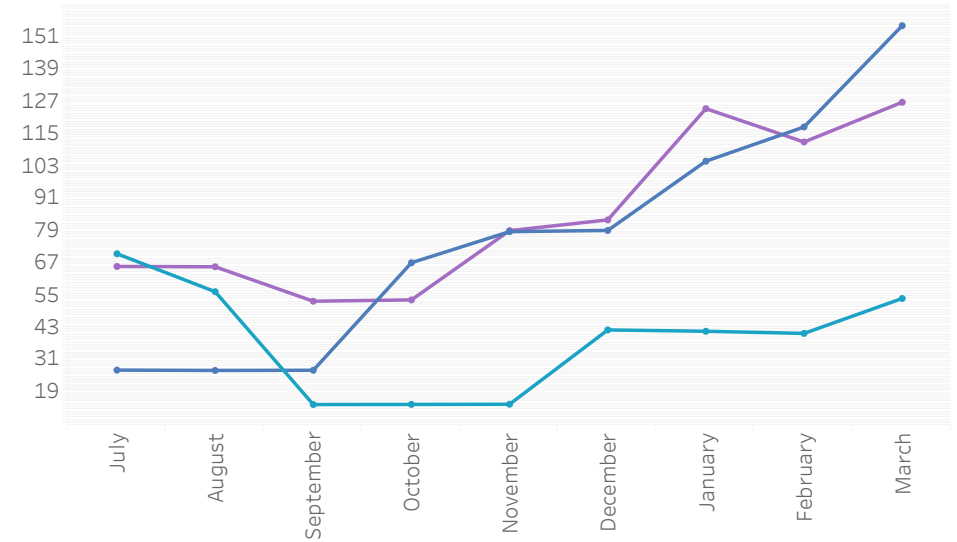
PQI 7 Hypertension



PQI 8 Heart



PQI 15 Asthma



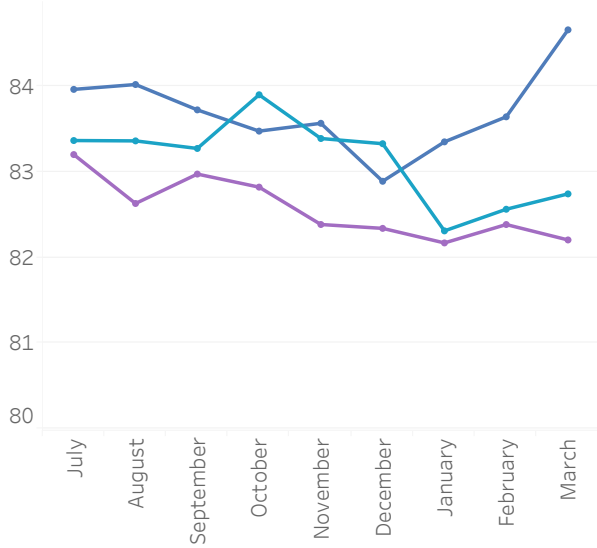
Ambulatory Measures

Measure Names

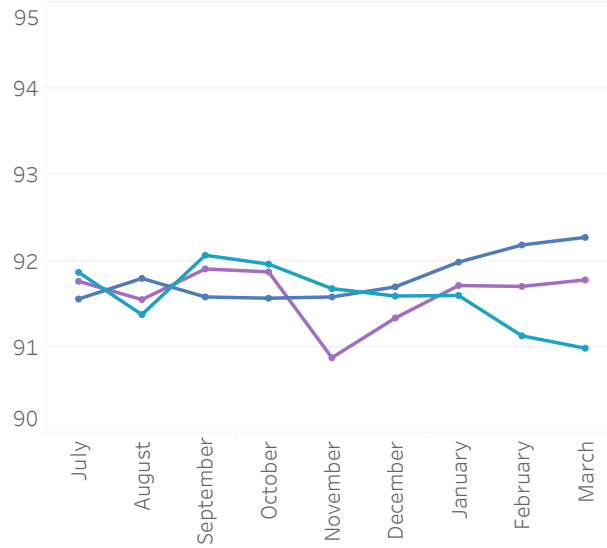
- MY 1
- MY 2
- MY 3



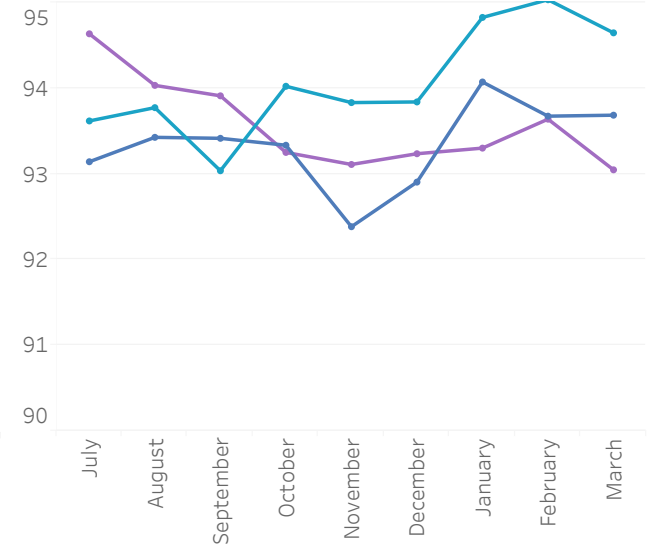
Adult Access 20-44



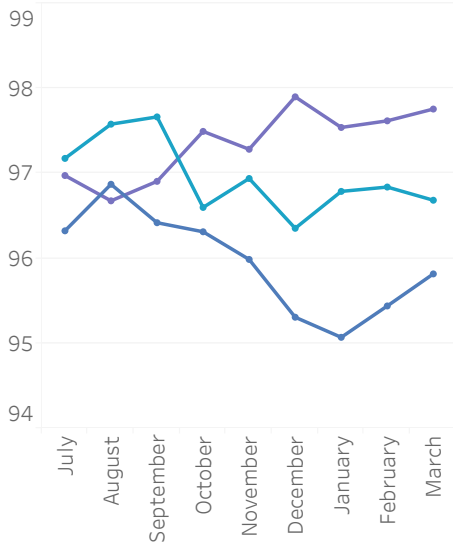
Adult Access 45-60



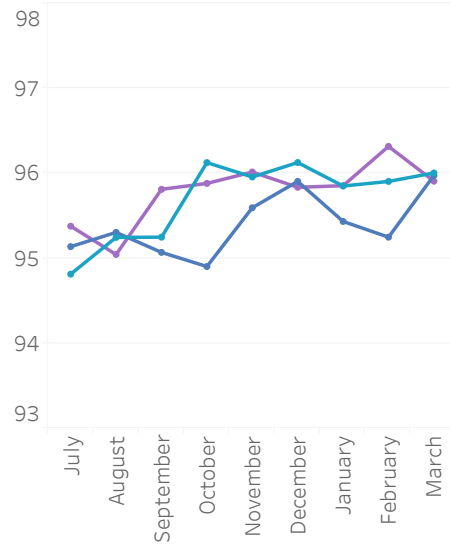
Adult Access 65+



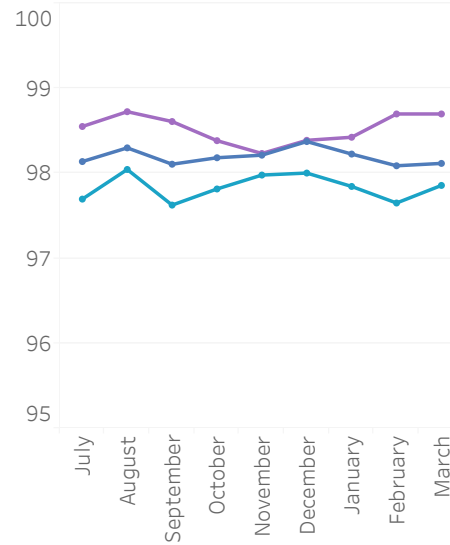
Child Access 6-24 mo.



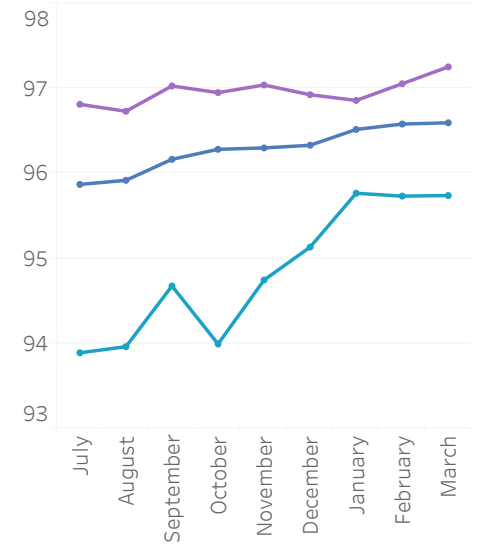
Child Access 25 mo. - 6 yr.



Child Access 7-11



Child Access 12-19



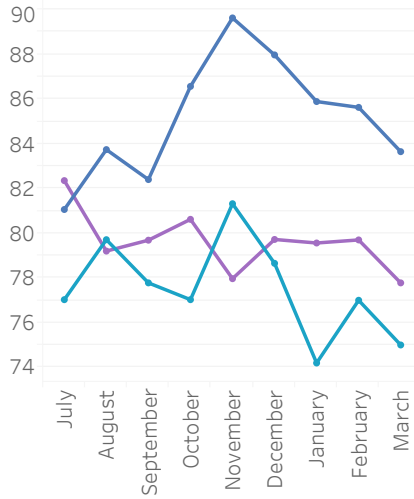
Behavioral Health Medication Measures

Measure Names

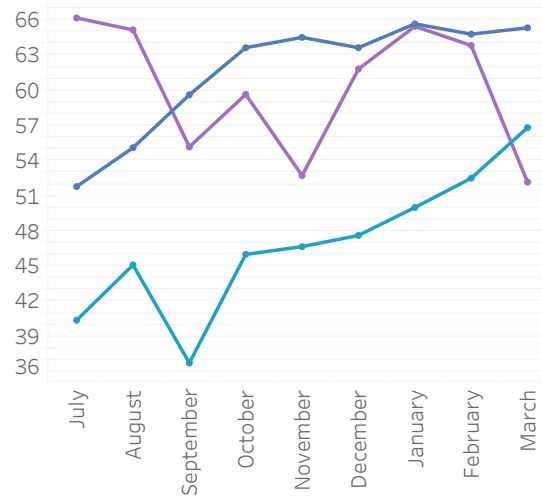
- MY 1
- MY 2
- MY 3



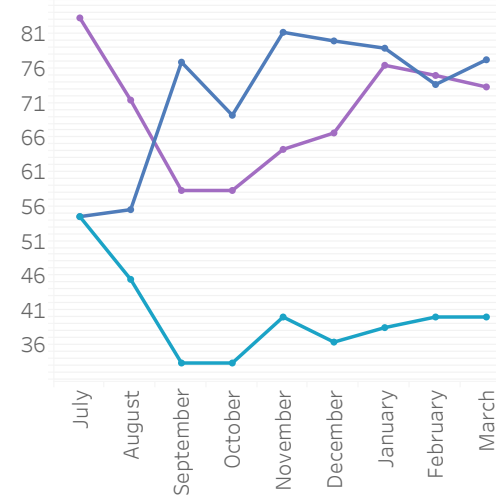
Diabetes Screening (Antipsychotic Med.)



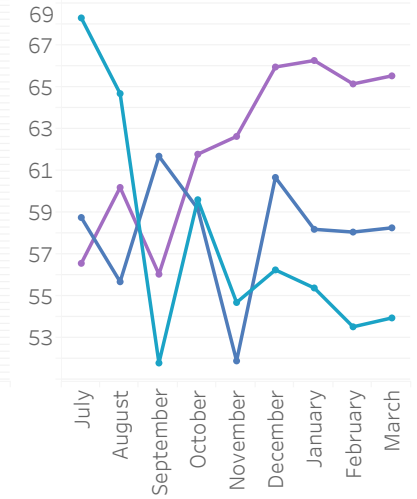
Diabetes Monitoring (DM & Schizophrenia)



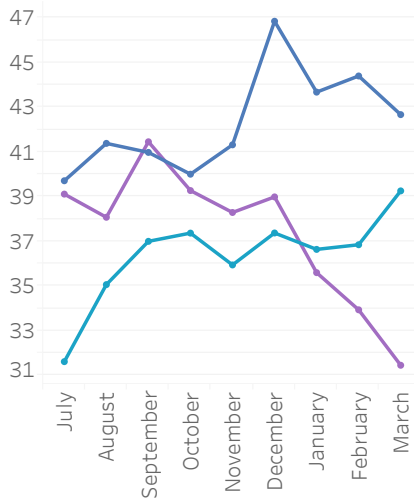
CV Monitoring (CV & Schizophrenia)



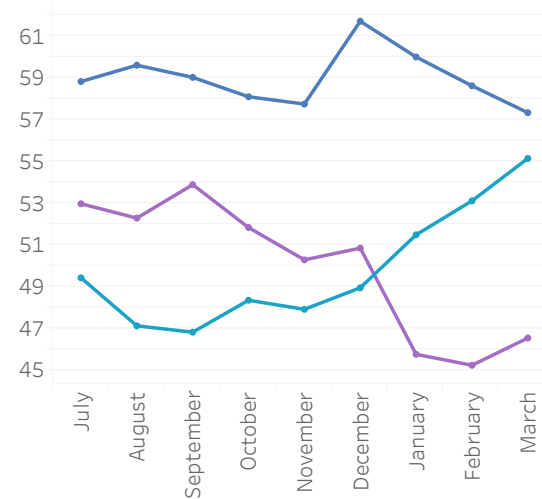
Antipsychotic Med. Mgmt



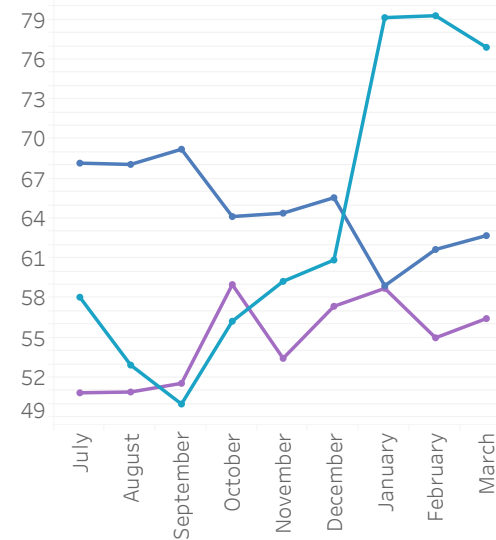
Antidepressant Med. Mgmt. Cont.



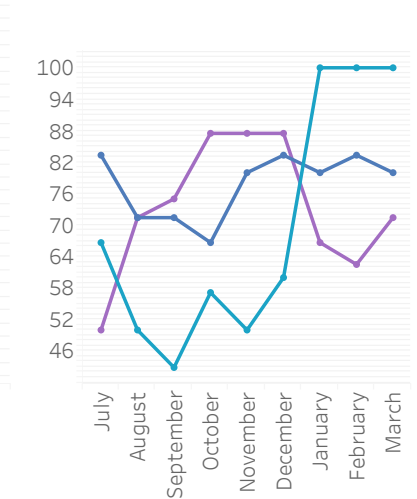
Antidepressant Med. Mgmt. Initiation



ADHD Medication Initiation

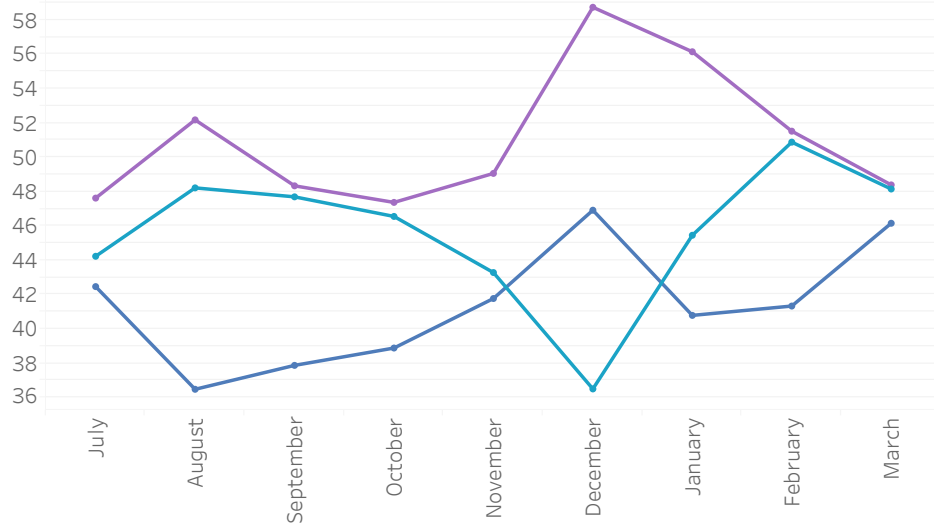


ADHD Medication Continuation

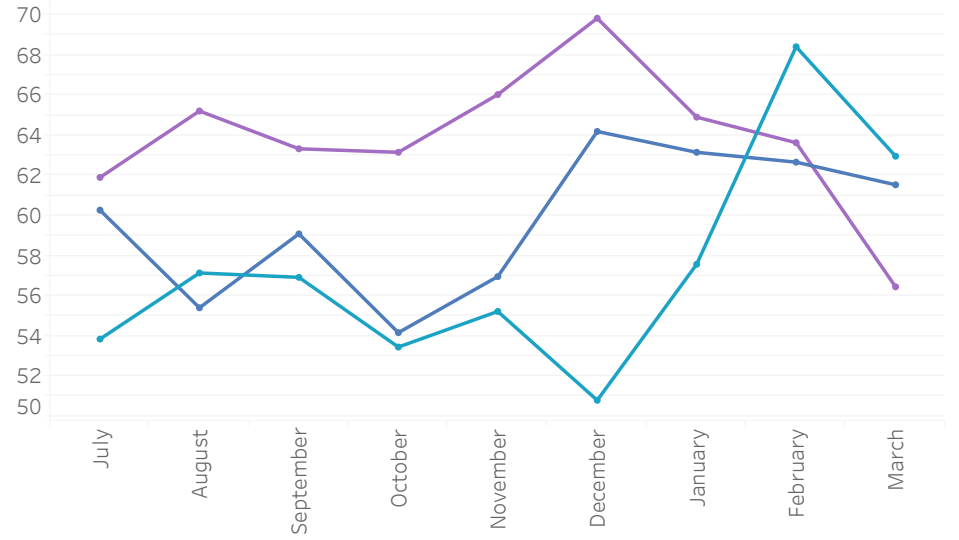


Behavioral Health

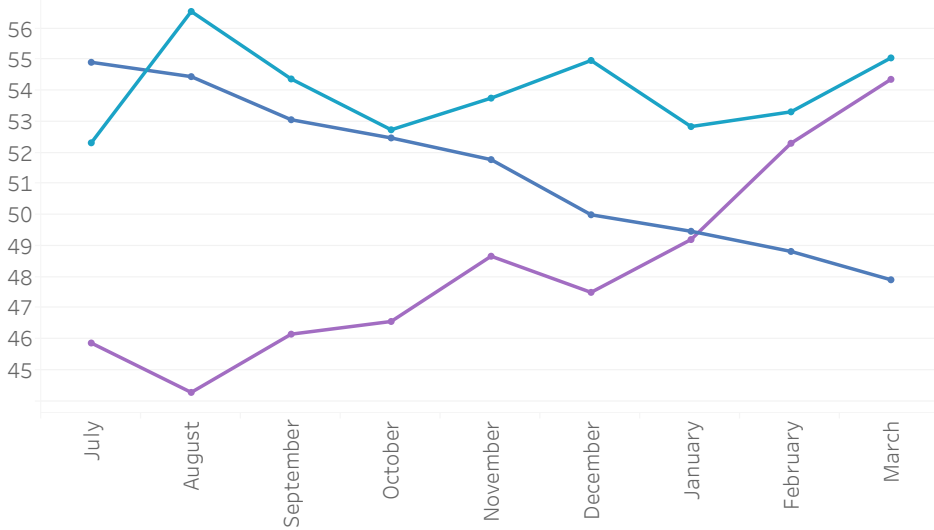
Mental Health Follow-Up 7 Days



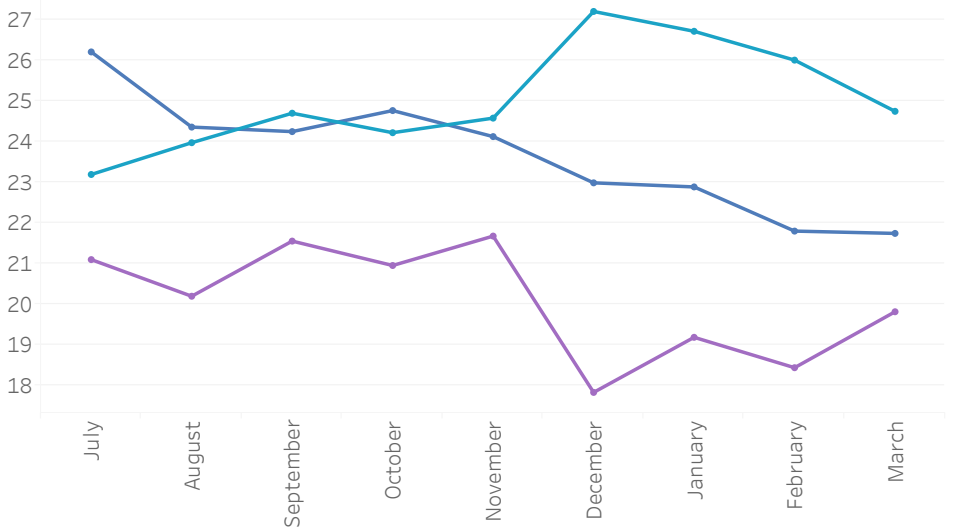
Mental Health Follow-Up 30 Days



Alcohol TX Initiation



Alcohol TX Engagement



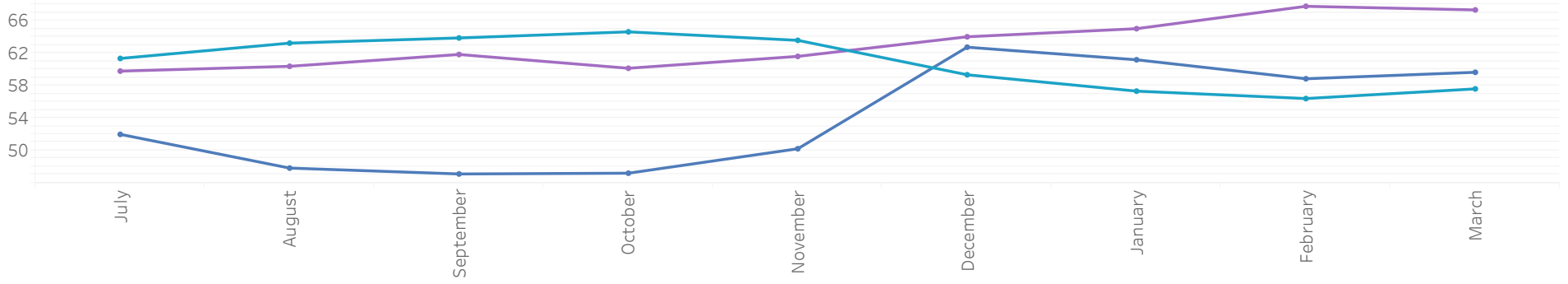
Asthma Dashboard

Measure Names

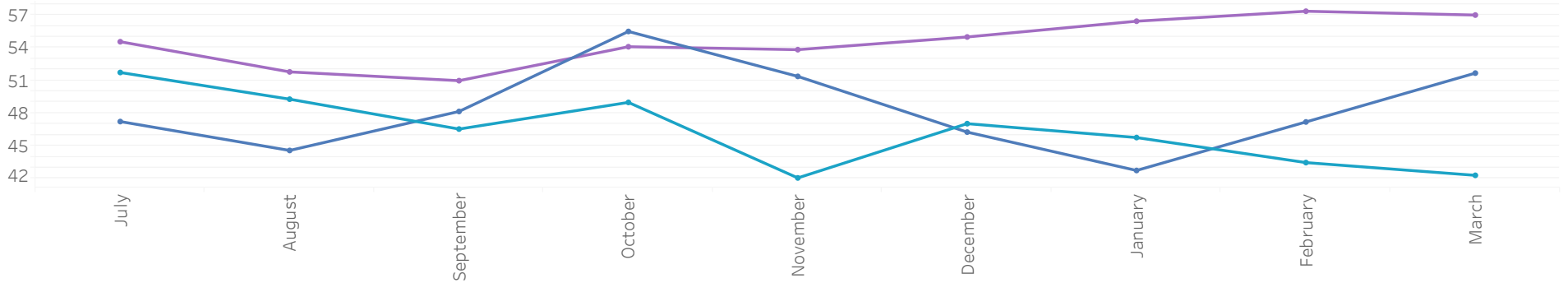
- MY 1
- MY 2
- MY 3



Asthma Medication Mgmt.



Asthma Medication Ratio 50%



Asthma Medication Ratio 75%

