

## DSRIP Meeting Agenda

<b>Date and Time</b>	1/30/17, 8am-9am	<b>Meeting Title</b>	NYP PPS Executive Committee
<b>Location</b>	Milstein Hospital 1HN-151 / GoTo	<b>Facilitator</b>	Betty Cheng, David Alge
<b>Go to Meeting</b>	<a href="https://global.gotomeeting.com/join/530564805">https://global.gotomeeting.com/join/530564805</a>	<b>Conference Line</b>	United States +1 (872) 240-3412 Access Code: 530-564-805

Invitees	
David Alge	Betty Cheng (CBWCHC)
Steven Kaplan (Clinical Operations)	Dan Lowy (Argus)
Brian Kurz (Finance)	Sharen Duke (The Alliance for Positive Change)
Gil Kuperman (Data/IT Governance)	Jay Gormley (MJHS)
Anne Sperling (PAC)	Ellen Harnett (Isabella)
Isaac Kastenbaum (PMO)	

Meeting Objectives	Time
1. Review Action Items from Last Meeting	2 mins
2. State Updates	10 mins
• Updated Mid-Point Assessment	
• Upcoming PAOP presentation	
3. Pay-for-performance metrics presentation	10 mins
4. Committee Report Outs	40 mins
5. Identify Action Items for Next Meeting	2 mins

Action Items				
Description	Owner	Start Date	Due Date	Status
Explore how collaborator organizations can submit feedback on behalf of the PPS as part of the mid-point assessment process	D. Alge/ I. Kastenbaum	12/19/2016	1/30/2016	In progress
Submit IT Milestone #4 – Engaging Attributed Members in QEs – as part of DY2, Q3 reporting	L. Alexander	12/19/2016	1/31/2016	In progress
Distribute performance metrics to Committee	L. Alexander/ I. Kastenbaum	12/19/2016	1/30/2016	Complete

## DSRIP Meeting Agenda

<b>Date and Time</b>	1/30/17, 8am-9am	<b>Meeting Title</b>	NYP PPS Executive Committee
<b>Location</b>	Milstein Hospital 1HN-151 / GoTo	<b>Facilitator</b>	Betty Cheng, David Alge
<b>Go to Meeting</b>	<a href="https://global.gotomeeting.com/join/530564805">https://global.gotomeeting.com/join/530564805</a>	<b>Conference Line</b>	United States +1 (872) 240-3412 Access Code: 530-564-805

Attendees	
David Alge	Betty Cheng (CBWCHC)
Steven Kaplan (Clinical Operations)	Dan Lowy (Argus)
Brian Kurz (Finance)	Sharen Duke (The Alliance for Positive Change)
Gil Kuperman (Data/IT Governance)	Jay Gormley (MJHS)
Anne Sperling (PAC)	Lauren Alexander (NYP)
Isaac Kastenbaum (PMO)	

Meeting Objectives	Time
1. Review Action Items from Last Meeting	2 mins
2. State Updates	10 mins
• Updated Mid-Point Assessment	
• Upcoming PAOP presentation	
3. Pay-for-performance metrics presentation	10 mins
4. Committee Report Outs	40 mins
5. Identify Action Items for Next Meeting	2 mins

Action Items				
Description	Owner	Start Date	Due Date	Status
Give presentation on shift to performance metrics at next meeting	I. Kastenbaum	1/30/2017	2/27/2017	Not started
Explore whether we can grant access to MAPP tool to downstream providers	I. Kastenbaum	1/30/2017	2/27/2017	In progress
Send PAOP presentation to Committee members	L. Alexander	1/30/2017	2/27/2017	In progress
Report out on PAOP meeting at next meeting	D. Alge/ I. Kastenbaum	1/30/2017	2/27/2017	Not started
Complete Committee report outs for PAC, IT/Data Governance and Finance at next meeting	Committee Co-Chairs	1/30/2017	2/27/2017	Not started

Domain	ID	Measure Name	Projects Associate d with	Numerator Description	Denominator Description	Reporting Responsibility	Source	Payment: DY 2 and 3	Payment: DY 4 and 5	5-Year Dollar P4P Value (excludes P4R Value)
Two	2-10	Adult Access to Preventive or Ambulatory Care - 20 to 44 years	2.a.i - 2.a.v, 2.b.i - 2.b.ix, 2.c.i - 2.c.ii	Number of adults who had an ambulatory or preventive care visit during the measurement year	Number of adults ages 20 to 44 as of June 30 of the measurement year	NYS DOH	MCD Claims	P4R	P4P	\$ 372,613.84
Two	2-11	Adult Access to Preventive or Ambulatory Care - 45 to 64 years	2.a.i - 2.a.v, 2.b.i - 2.b.ix, 2.c.i - 2.c.ii	Number of adults who had an ambulatory or preventive care visit during the measurement year	Number of adults ages 45 to 64 as of June 30 of the measurement year	NYS DOH	MCD Claims	P4R	P4P	\$ 372,613.84
Two	2-12	Adult Access to Preventive or Ambulatory Care - 65 and older	2.a.i - 2.a.v, 2.b.i - 2.b.ix, 2.c.i - 2.c.ii	Number of adults who had an ambulatory or preventive care visit during the measurement year	Number of adults ages 65 and older as of June 30 of the measurement year	NYS DOH	MCD Claims	P4R	P4P	\$ 372,613.84
Three	3-11	Screening for Clinical Depression and Follow-Up Plan	3.a.i - 3.a.iv	Number of people screened for clinical depression using a standardized depression screening tool, and if positive, a follow-up plan is documented on the date of the positive screen	Number of people with a qualifying outpatient visit who are age 18 and older	PPS and NYS DOH	Medical Record Review	P4R	P4P	\$ 353,127.00
Three	3-16	Medical Assistance with Smoking and Tobacco Use Cessation - Discussed Cessation Medication	3.b.i - 3.b.ii, 3.c.i - 3.c.ii, 3.e.i, 3.h.i	Number of responses 'Sometimes,' 'Usually' or 'Always' discussed cessation medications	Number of respondents ages 18 years and older, who smoke or use tobacco some days or every day	NYS DOH	CG-CAHPS (administered by NYS)	P4R	P4P	\$ 1,112,693.90
Three	3-17	Medical Assistance with Smoking and Tobacco Use Cessation - Discussed Cessation Strategies	3.b.i - 3.b.ii, 3.c.i - 3.c.ii, 3.e.i, 3.h.i	Number of responses 'Sometimes,' 'Usually' or 'Always' discussed cessation methods or strategies	Number of respondents ages 18 years and older, who smoke or use tobacco some days or every day	NYS DOH	CG-CAHPS (administered by NYS)	P4R	P4P	\$ 1,112,693.90
Three	3-52	IPOS Q2 - Pain Experienced	3.g.i - 3.g.ii	Number of patients offered or provided an intervention for the question	Number of survey respondents who selected "Moderately," "Severely," or "Overwhelmingly"	NYS DOH	PPS- Completed Survey	P4R	P4P	\$ 185,815.65
Three	3-53	IPOS Q2 - Symptoms Experienced	3.g.i - 3.g.ii	Number of patients offered or provided an intervention for the question	Number of survey respondents who selected at least one "Moderately," "Severely," or "Overwhelmingly" fot shortness of breath, nausea, weakness, vomiting, poor appetite, constipation, etc.	NYS DOH	PPS- Completed Survey	P4R	P4P	\$ 185,815.65
Three	3-54	IPOS Q3 - Anxious about Illness or Treatment	3.g.i - 3.g.ii	Number of patients offered or provided an intervention for the question	Number of survey respondents who selected "Sometimes," "Most of the time," or "Always"	NYS DOH	PPS- Completed Survey	P4R	P4P	\$ 185,815.65
Three	3-55	IPOS Q5 - Depression Feeling	3.g.i - 3.g.ii	Number of patients offered or provided an intervention for the question	Number of survey respondents who selected "Sometimes," "Most of the time," or "Always"	NYS DOH	PPS- Completed Survey	P4R	P4P	\$ 185,815.65
Three	3-56	IPOS Q11 - Advanced Care Planning	3.g.i - 3.g.ii	Number of patients offered or provided an intervention for the question (healthcare proxy, Living Will, Organ Donation, Documentation of Oral Advance Directive)	Number of people who selected "None"	NYS DOH	PPS- Completed Survey	P4R	P4P	\$ 185,815.65
Three	3-1	Potentially Preventable Emergency Department Visits (for persons with BH diagnosis) +/-	3.a.i - 3.a.iv	Number of preventable emergency visits as defined by revenue and CPT codes	Number of people with a BH diagnosis (excludes those born during the measurement year) as of June 30 of measurement year	NYS DOH	MCD Claims	P4P	P4P	\$ 601,657.84
Three	3-10	Follow-up after hospitalization for Mental Illness - within 30 days	3.a.i - 3.a.iv	Number of discharges where the patient was seen on an ambulatory basis or who was in intermediate treatment with a mental health provider within 7 days of discharge	Number of discharges between the start of the measurement period to 30 days before the end of the measurement period for patients ages 6 years and older, who were hospitalized for treatment of selected mental health disorders	NYS DOH	MCD Claims	P4P	P4P	\$ 300,829.00
Three	3-12	Adherence to Antipsychotic Medications for People with Schizophrenia	3.a.i - 3.a.iv	Number of people who remained on an antipsychotic medication for at least 80% of their treatment period	Number of people, ages 19 to 64 years, with schizophrenia who were dispensed at least 2 antipsychotic medications during the measurement year	NYS DOH	MCD Claims	P4P	P4P	\$ 601,658.00

Domain	ID	Measure Name	Projects Associate d with	Numerator Description	Denominator Description	Reporting Responsibility	Source	Payment: DY 2 and 3	Payment: DY 4 and 5	5-Year Dollar P4P Value (excludes P4R Value)
Three	3-13	Initiation of Alcohol and Other Drug Dependence Treatment (1 visit within 14 days)	3.a.i - 3.a.iv	Number of people who initiated treatment through an inpatient AOD admission, outpatient visit, intensive outpatient encounter, or partial hospitalization within 14 days of the index episode	Number of people age 13 and older with a new episode of alcohol or other drug (AOD) dependence	NYS DOH	MCD Claims	P4P	P4P	\$ 300,829.00
Three	3-14	Engagement of Alcohol and Other Drug Dependence Treatment (Initiation and 2 visits within 44 days)	3.a.i - 3.a.iv	Number of people who initiated treatment AND who had two or more additional services with a diagnosis of AOD within 30 days of the initiation visit	Number of people age 13 and older with a new episode of alcohol or other drug (AOD) dependence	NYS DOH	MCD Claims	P4P	P4P	\$ 300,829.00
Three	3-2	Antidepressant Medication Management - Effective Acute Phase Treatment	3.a.i - 3.a.iv	Number of people who remained on antidepressant medication during the entire 12-week acute treatment phase	Number of people 18 and older who were diagnosed with depression and treated with an antidepressant medication	NYS DOH	MCD Claims	P4P	P4P	\$ 300,829.00
Three	3-3	Antidepressant Medication Management - Effective Continuation Phase Treatment	3.a.i - 3.a.iv	Number of people who remained on antidepressant medication for at least six months	Number of people 18 and older who were diagnosed with depression and treated with an antidepressant medication	NYS DOH	MCD Claims	P4P	P4P	\$ 300,829.00
Three	3-4	Diabetes Monitoring for People with Diabetes and Schizophrenia	3.a.i - 3.a.iv	Number of people who had both an LDL-C test and an HbA1c test during the measurement year	Number of people, ages 18 to 64 years, with schizophrenia and diabetes	NYS DOH	MCD Claims	P4P	P4P	\$ 601,658.00
Three	3-5	Diabetes Screening for People with Schizophrenia or Bipolar Disease who are Using Antipsychotic Medication	3.a.i - 3.a.iv	Number of people who had a diabetes screening test during the measurement year	Number of people, ages 18 to 64 years, with schizophrenia or bipolar disorder, who were dispensed an antipsychotic medication	NYS DOH	MCD Claims	P4P	P4P	\$ 601,657.84
Three	3-6	Cardiovascular Monitoring for People with Cardiovascular Disease and Schizophrenia	3.a.i - 3.a.iv	Number of people who had an LDL-C test during the measurement year	Number of people, ages 18 to 64 years, with schizophrenia and cardiovascular disease	NYS DOH	MCD Claims	P4P	P4P	\$ -
Three	3-9	Follow-up after hospitalization for Mental Illness - within 7 days	3.a.i - 3.a.iv	Number of discharges where the patient was seen on an ambulatory basis or who was in intermediate treatment with a mental health provider within 7 days of discharge	Number of discharges between the start of the measurement period to 30 days before the end of the measurement period for patients ages 6 years and older, who were hospitalized for treatment of selected mental health disorders	NYS DOH	MCD Claims	P4P	P4P	\$ 300,829.00
Two	2-1	Potentially Avoidable Emergency Room Visits +/-	2.a.i - 2.a.v, 2.b.i - 2.b.ix, 2.c.i - 2.c.ii	Number of preventable emergency visits as defined by revenue and CPT codes	Number of people (excludes those born during the measurement year) as of June 30 of measurement year	NYS DOH	MCD Claims	P4R	P4P	\$ 1,117,841.51
Two	2-17	Getting Timely Appointments, Care and information (Q6, 8, 10, and 12)	2.a.i - 2.a.v, 2.b.i - 2.b.ix, 2.c.i - 2.c.ii	Number responses 'Usually' or 'Always' got appt for urgent care or routine care as soon as needed, got answers the same day if called during the day or response as soon as needed if called after hours	Number who answered they called for appointments or called for information	NYS DOH	CG-CAHPS (administered by NYS)	P4R	P4P	\$ 1,117,841.51
Two	2-2	Potentially Avoidable Readmissions +/-	2.a.i - 2.a.v, 2.b.i - 2.b.ix, 2.c.i - 2.c.ii	Number of readmission chains (at risk admissions followed by one or more clinically related readmission within 30 days of discharge)	Number of people as of June 30 of the measurement year	NYS DOH	MCD Claims	P4R	P4P	\$ 1,117,841.51
Two	2-22	CAHPS Measures - Care Coordination with provider up-to-date about care received from other providers	2.a.i - 2.a.v, 2.b.i - 2.b.ix, 2.c.i - 2.c.ii	Number responses 'Usually' or 'Always' that doctor informed and up-to-date about care received from other providers	All responses with member seeing more than one provider	NYS DOH	CG-CAHPS (administered by NYS)	P4R	P4P	\$ 1,117,841.51
Two	2-3	PQI 90 - Composite of all measures +/-	2.a.i - 2.a.v, 2.b.i - 2.b.ix, 2.c.i - 2.c.ii	Number of admissions which were in the numerator of one of the adult prevention quality indicators	Number of people 18 years and older as of June 30 of measurement year	NYS DOH	MCD Claims	P4R	P4P	\$ 1,117,841.51
Two	2-4	PDI 90 - Composite of all measures +/-	2.a.i - 2.a.v, 2.b.i - 2.b.ix, 2.c.i - 2.c.ii	Number of admissions which were in the numerator of one of the pediatric prevention quality indicators	Number of people 6 to 17 years as of June 30 of measurement year	NYS DOH	MCD Claims	P4R	P4P	\$ 1,117,841.51

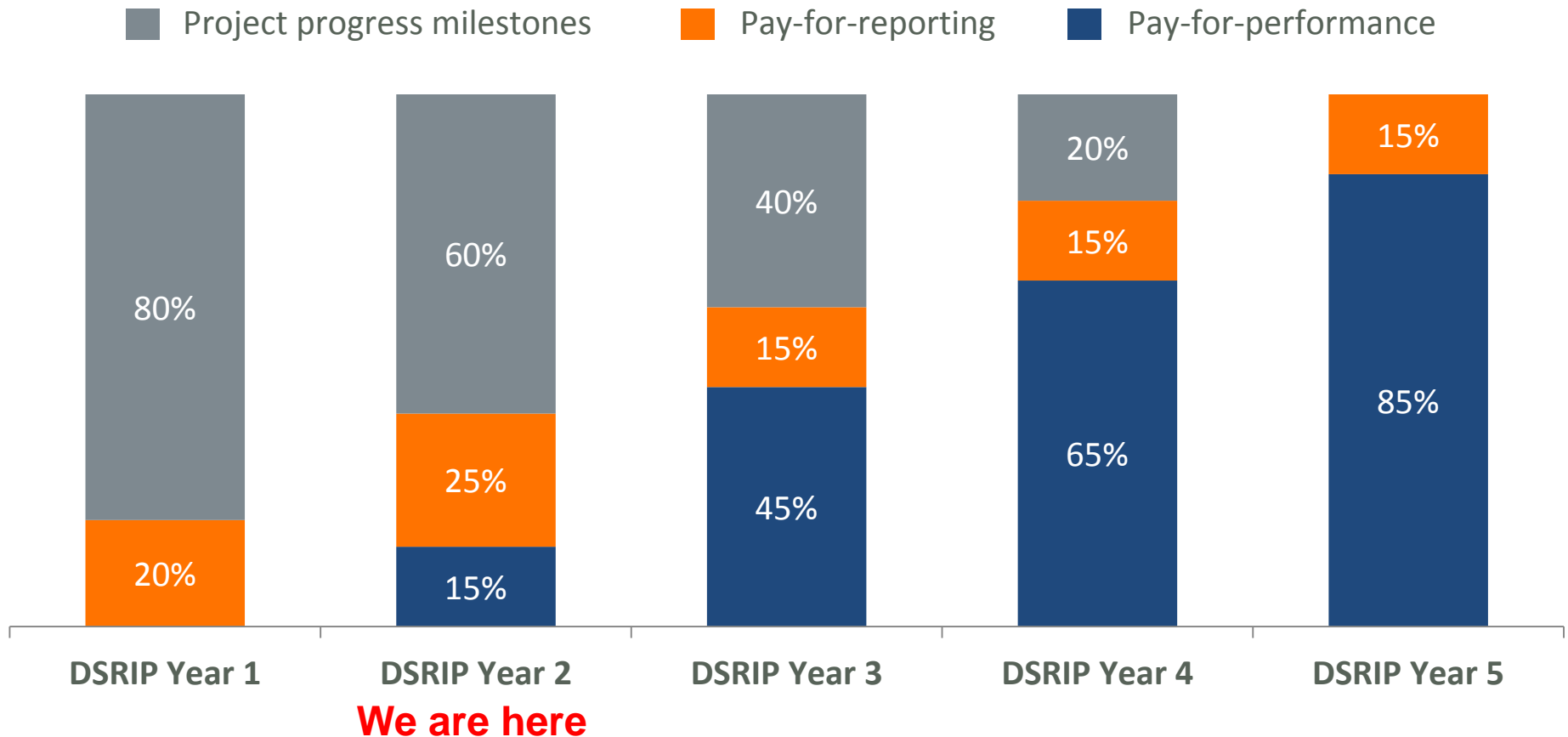
Domain	ID	Measure Name	Projects Associate d with	Numerator Description	Denominator Description	Reporting Responsibility	Source	Payment: DY 2 and 3	Payment: DY 4 and 5	5-Year Dollar P4P Value (excludes P4R Value)
Two	2-8	Primary Care - Usual Source of Care - Q2	2.a.i - 2.a.v, 2.b.i - 2.b.ix, 2.c.i - 2.c.ii	Percent of Reponses 'Yes'	All Responses	NYS DOH	CG-CAHPS (administered by NYS)	P4R	P4P	\$ 558,920.75
Two	2-9	Primary Care - Length of Relationship - Q3	2.a.i - 2.a.v, 2.b.i - 2.b.ix, 2.c.i - 2.c.ii	Percent of Responses at least '1 year' or longer	All Responses	NYS DOH	CG-CAHPS (administered by NYS)	P4R	P4P	\$ 558,920.75
Three	3-15	Medical Assistance with Smoking and Tobacco Use Cessation - Advised to Quit	3.b.i - 3.b.ii, 3.c.i - 3.c.ii, 3.e.i, 3.h.i	Number of respondents who were advised to quit	Number of respondents, ages 18 years and older, who smoke or use tobacco some days or every day	NYS DOH	CG-CAHPS (administered by NYS)	P4R	P4P	\$ 62,560.00
Three	3-40	HIV/AIDS Comprehensive Care - Syphilis Screening	3.e.i	Number of people who were screened for syphilis in the past year	Number of people living with HIV/AIDS, ages 19 years and older	NYS DOH	MCD Claims	P4P	P4P	\$ 378,047.00
Three	3-41	Cervical Cancer Screening	3.e.i	Number of women who had cervical cytology performed every 3 years or women, ages 30 to 64 years, who had cervical cytology/human papillomavirus (HPV) co- testing performed every 5 years	Number of women, ages 24 to 64 years	NYS DOH	MCD Claims	P4R	P4P	\$ 187,681.09
Three	3-42	Chlamydia Screening (16 - 24 Years)	3.e.i	Number of women who had at least one test for Chlamydia during the measurement year	Number of sexually active women, ages 16 to 24	NYS DOH	MCD Claims	P4P	P4P	\$ 378,047.00
Three	3-38	HIV/AIDS Comprehensive Care - Engaged in Care	3.e.i	Number of people who had two visits for primary care or HIV related care with at least one visit during each half of the past year	Number of people living with HIV/AIDS, ages 2 years and older	NYS DOH	MCD Claims	P4P	P4P	\$ 378,047.00
Three	3-39	HIV/AIDS Comprehensive Care - Viral Load Monitoring	3.e.i	Number of people who had two viral load tests performed with at least one test during each half of the past year	Number of people living with HIV/AIDS, ages 2 years and older	NYS DOH	MCD Claims	P4P	P4P	\$ 378,047.00
Three	3-43	Viral Load Suppression	3.e.i	Number of people whose most recent viral load result was below 200 copies	Number of people living with HIV/AIDS	PPS and NYS DOH	Medical Record Review	P4R	P4P	\$ 187,681.09
Two	2-13	Children's Access to Primary Care - 12 to 24 months	2.a.i - 2.a.v, 2.b.i - 2.b.ix, 2.c.i - 2.c.ii	Number of children who had a visit with a primary care provider during the measurement year	Number of children ages 12 to 24 months as of June 30 of the measurement year	NYS DOH	MCD Claims	P4R	P4P	\$ 279,460.38
Two	2-14	Children's Access to Primary Care - 25 months to 6 years	2.a.i - 2.a.v, 2.b.i - 2.b.ix, 2.c.i - 2.c.ii	Number of children who had a visit with a primary care provider during the measurement year	Number of children ages 25 months to 6 years as of June 30 of the measurement year	NYS DOH	MCD Claims	P4R	P4P	\$ 1,592,127.30
Two	2-15	Children's Access to Primary Care - 7 to 11 years	2.a.i - 2.a.v, 2.b.i - 2.b.ix, 2.c.i - 2.c.ii	Number of children who had a visit with a primary care provider during the measurement year or year prior	Number of children ages 7 to 11 years as of June 30 of the measurement year	NYS DOH	MCD Claims	P4R	P4P	\$ 1,592,127.30
Two	2-16	Children's Access to Primary Care - 12 to 19 years	2.a.i - 2.a.v, 2.b.i - 2.b.ix, 2.c.i - 2.c.ii	Number of children who had a visit with a primary care provider during the measurement year or year prior	Number of children ages 12 to 19 years as of June 30 of the measurement year	NYS DOH	MCD Claims	P4R	P4P	\$ 1,592,127.30
Three	3-7	Follow-up care for Children Prescribed ADHD Medications - Initiation Phase	3.a.i - 3.a.iv	Number of children who had one follow-up visit with a practitioner within the 30 days after starting the medication	Number of children, ages 6 to 12 years, who were newly prescribed ADHD medication	NYS DOH	MCD Claims	P4R	P4P	\$ 1,226,696.83

Domain	ID	Measure Name	Projects Associate d with	Numerator Description	Denominator Description	Reporting Responsibility	Source	Payment: DY 2 and 3	Payment: DY 4 and 5	5-Year Dollar P4P Value (excludes P4R Value)
Three	3-8	Follow-up care for Children Prescribed ADHD Medications - Continuation Phase	3.a.i - 3.a.iv	Number of children who, in addition to the visit in the Initiation Phase, had at least 2 follow-up visits in the 9-month period after the initiation phase ended	Number of children ages 6 to 12 years, who were newly prescribed ADHD medication and remained on the medication for 7 months	NYS DOH	MCD Claims	P4R	P4P	\$ -
Two	2-21	H-CAHPS - Care Transition Metrics (Q23, 24, and 25)	2.a.i - 2.a.v, 2.b.i - 2.b.ix, 2.c.i - 2.c.ii	Average of Hospital specific results for the Care Transition composite using Strongly Agree and Agree responses	Hospitals with H-CAHPS participating in the PPS network	NYS DOH	H-CAHPS	P4R	P4P	\$ 1,117,841.51

**AMAZING  
THINGS  
ARE  
HAPPENING  
HERE**

# Overview of DSRIP Performance Metrics

# Shift from Pay-for-Reporting to Pay-for-Performance



Note: As part of a December 2015 waiver amendment request to the federal Centers for Medicare and Medicaid Services, New York is seeking to slightly modify these percentages.

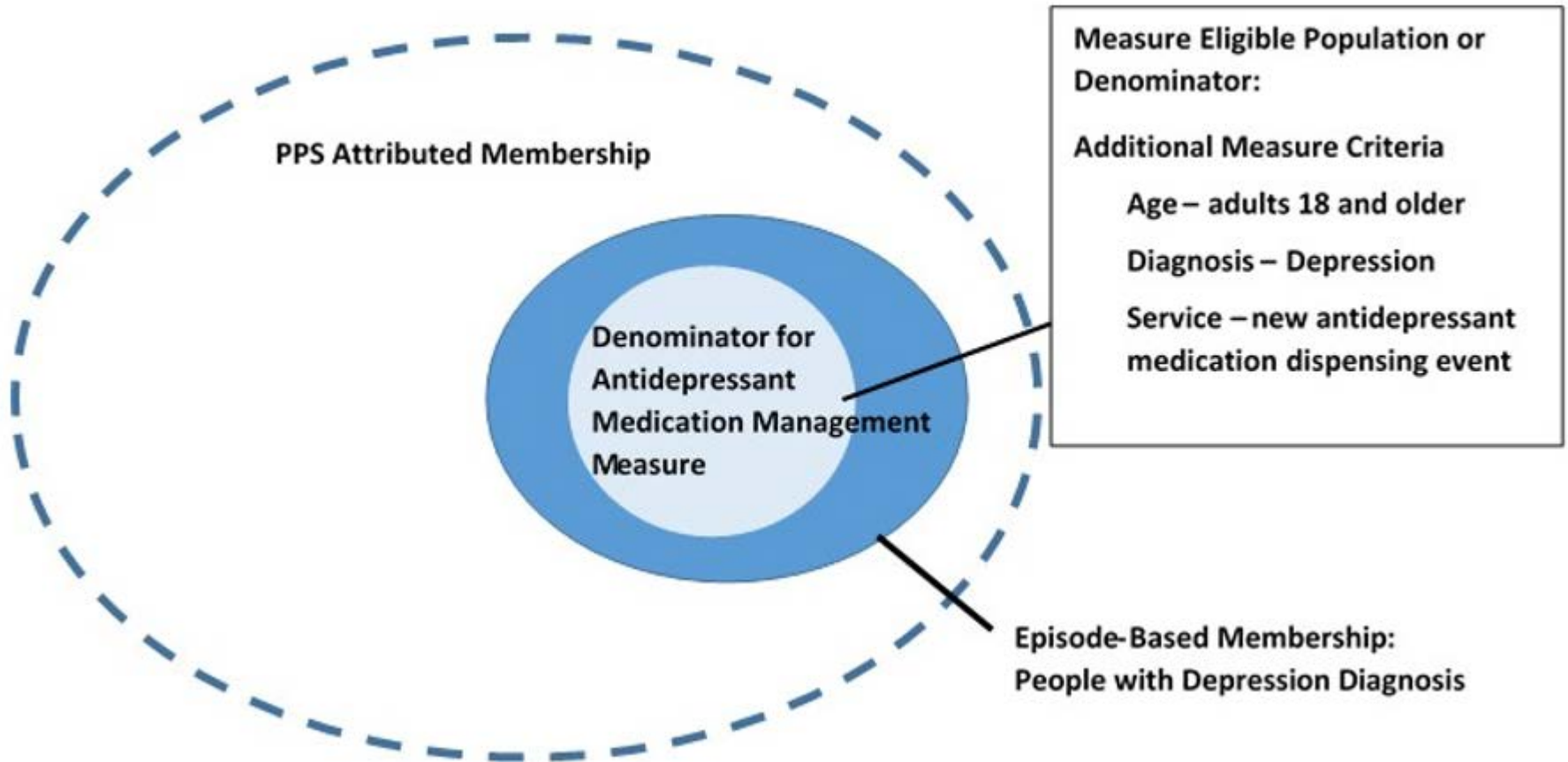
Source: New York State Department of Health, Attachment I—NY DSRIP Program Funding and Mechanics Protocol, April 2014.



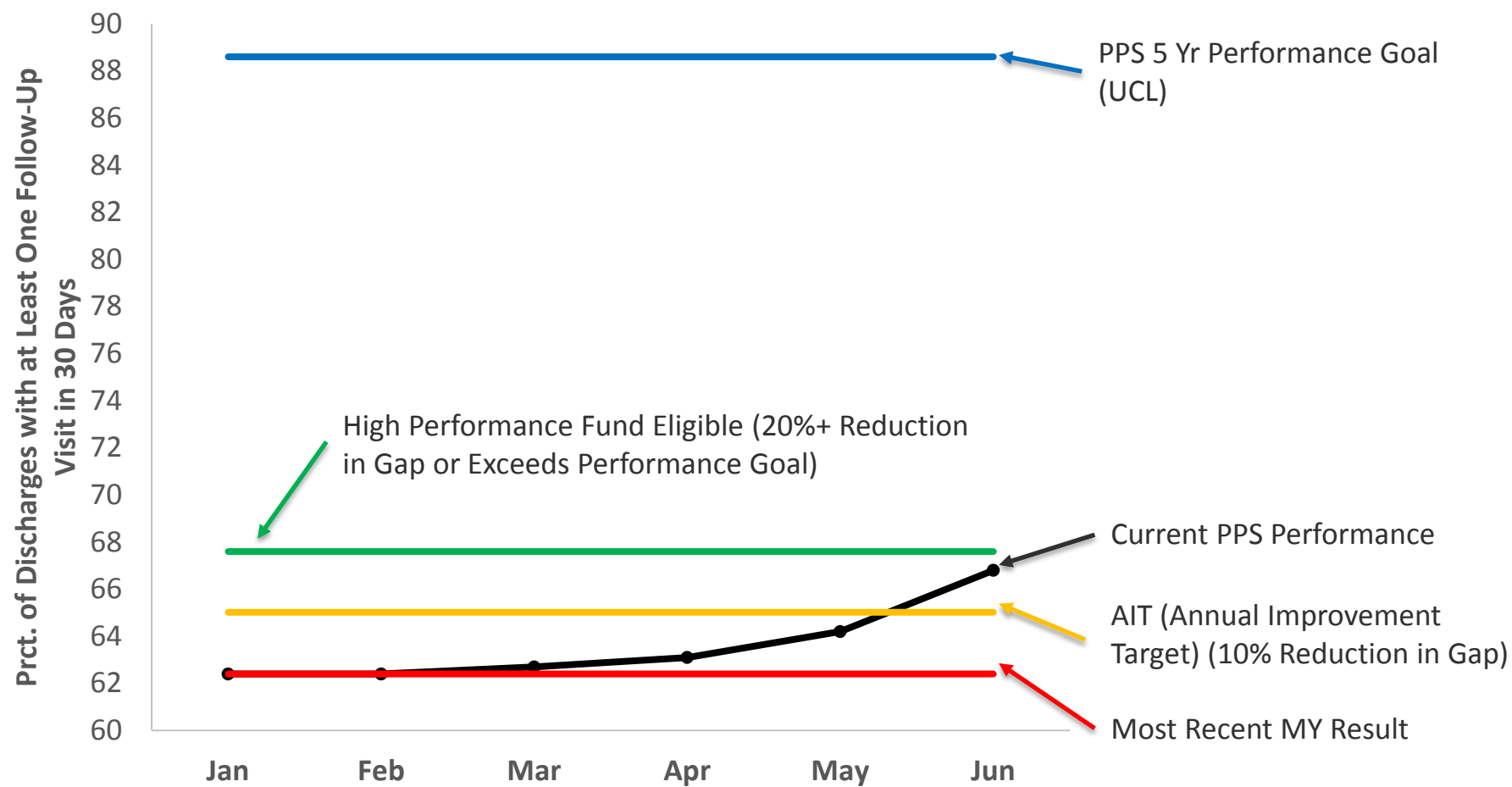
# PPS Lead Required to Perform on Four Domains

- Domain 1 – Infrastructure Development for Project Success (Process)
  - Ex) PPS has a standard clinical protocol for Ambulatory ICU services
- Domain 2 – System Transformation (Process)
  - Ex) Adult Access to Preventive or Ambulatory Care
- Domain 3 – Clinical Outcome Improvements (Outcomes)
  - Ex) Medical Assistance with Smoking and Tobacco Use Cessation
- Domain 4 – Population-Focused Improvements (Outcomes)
  - Ex) Percentage of cigarette smoking among adults

# Identifying the “Attributed Population” for a Measure



# Setting Annual Performance Targets



# Performance Measure Data Sources

Data Source	Access	Limitations
<b>New York State Medicaid Analytics Performance Portal (MAPP)</b>	<ul style="list-style-type: none"> <li>• Claims data in summary format</li> <li>• Trends analyses</li> <li>• Geographic analyses</li> <li>• Access to patient- and provider-level data</li> </ul>	<ul style="list-style-type: none"> <li>• Data are old (1+ year)</li> <li>• Cannot export data</li> <li>• Patient-level data not exportable</li> <li>• Provider-level data not always available by organization</li> </ul>
<b>Salient Interactive Miner (SIM)</b>	<ul style="list-style-type: none"> <li>• 10+ years of Claims data in raw, deidentified format</li> <li>• Data updated every 2 weeks</li> <li>• Some (not all) P4P metrics are reproduced within the tool</li> </ul>	<ul style="list-style-type: none"> <li>• Data are deidentified</li> <li>• Trends analyses are challenging</li> <li>• Challenging to attribute patients to individual providers</li> <li>• Claims data are not always representative of actual activity due to billing challenges</li> <li>• Steep learning curve to use tool</li> </ul>
<b>Raw New York State Medicaid Claims Data</b>	<p>Access granted by NYS DOH on 1/25/17</p> <ul style="list-style-type: none"> <li>• Data will be identifiable</li> </ul>	<ul style="list-style-type: none"> <li>• Need to develop competencies in Medicaid claims data analysis</li> <li>• Data not immediately matched to provider MRNs</li> <li>• Claims data are not always representative of actual activity due to billing challenges</li> </ul>
<b>NYPH Electronic Health Record (EHR) and Administrative Data</b>	<p>Currently working on reproducing high-priority NYS metrics on NYPH data – will need clinical input on prioritization and proxy definitions</p> <ul style="list-style-type: none"> <li>• Data are up-to-date</li> </ul>	<ul style="list-style-type: none"> <li>• Only NYP data, does not include other providers' data</li> <li>• Completed build through Q2 2017</li> </ul>

# NYS Medicaid Analytics Performance Portal (MAPP)

- Claims data in high-level, summary format
- Trends analyses
- Geographic analyses
- Access to patient- and provider-level data



MAPP Tool  
Screenshots

# PPS Analytics/QI Next Steps

Milestones	Owner	Timeline
Receive and organize raw Medicaid claims data	NYPH IS	February 2017
Finalize analysis of provider P4P performance “hotspots”	Salient	February 2017
Complete initial analyses of identifiable attributed members list	NYP PPS PMO	February 2017
Initiate quality improvement efforts with targeted providers	NYP PPS PMO & Collaborator	March 2017
Distribute PPS quality reports more regularly to PPS Governance Committees	NYP PPS PMO	April 2017
Complete development of P4P measures on NYPH data*	NYPH IS	June 2017
<i>Develop provider-specific performance reports**</i>	<i>NYPH IS</i>	<i>Fall 2017</i>

\*P4P metrics developed in waves (e.g. HEDIS, AHRQ, 3M, etc.)

\*\*Depends on ability to attribute patients to specific providers